

GOLDEN OCEAN GROUP LTD.

ISIN: **BMG396372051** WKN: **G39637205**

Overview

2024/05/03 09:59:01

Price

13.48 EUR

Difference  1.66% (0.22)

General attributes

ISIN BMG396372051

Symbol GOGL

Exchange Frankfurt

Currency EUR

Sector Transport

Security type Stock

Market cap (m) 2,752 EUR

Benchmark MSCI WORLD INDEX (STRD, UHD)

Market data

Bid (Bid size) -

Ask (Ask size) -

Open 13.48 EUR

High 13.48 EUR

Low 13.48 EUR

Close (prev. day) 13.26 EUR

VWAP 12.60 EUR

Volume (pcs) 0

Trading volume 0.00

Number of trades 2

Last size 0

Futures and Options

Related Futures -

Related Options -

5Y













Information about previous performance does not guarantee future performance.

Source: FactSet

Recent research

on sector

Date		Headline	Download
2024/04/26		Global Equity Ratings	
2024/04/03		Global Equity Ratings	
2024/03/13		Global Equity Ratings	
2024/02/22		Global Equity Ratings	
2024/02/14		Global Equity Ratings	

Details

2024/05/03 09:59:01

Price

13.48 EUR

Difference ▲ 1.66% (0.22)

General attributes

ISIN	BMG396372051
Symbol	GOGL
Exchange	Frankfurt
Currency	EUR
Sector	Transport
Security type	Stock
Market cap (m)	2,752 EUR
Benchmark	MSCI WORLD INDEX (STRD, UHD)

Market data

Bid (Bid size)	-
Ask (Ask size)	-
Open	13.48 EUR
High	13.48 EUR
Low	13.48 EUR
Close (prev. day)	13.26 EUR
VWAP	12.60 EUR
Volume (pcs)	0
Trading volume	0.00
Number of trades	2
Last size	0

Performance and Risk

	6m	1Y	3Y
Perf (%)	+101.19%	+75.06%	+77.37%
Perf (abs.)	+6.78	+5.78	+5.88
Beta	0.71	1.06	1.17
Volatility	61.66	60.30	70.80

5Y



Information about previous performance does not guarantee future performance.
Source: FactSet

Price data

Ø price 5 days Ø volume 5 days (pcs.)	12.85 EUR (310)
Ø price 30 days Ø volume 30 days (pcs.)	11.85 EUR (522)
Ø price 100 days Ø volume 100 days (pcs.)	10.42 EUR (330)
Ø price 250 days Ø volume 250 days (pcs.)	8.51 EUR (262)
YTD High date	13.64 EUR (2024/04/29)
YTD Low date	8.74 EUR (2024/01/03)
52 Weeks High date	13.64 EUR (2024/04/29)
52 Weeks Low date	6.35 EUR (2023/08/29)

All listings for GOLDEN OCEAN GROUP LTD.

Exchange 📍	Date	Time	Price	Trading volume (mio.)	Number of trades
Tradegate	2024/05/03	22:26	13.72 EUR	0.03	11
Stuttgart	2024/05/03	15:26	13.58 EUR	0.00	12
Nasdaq	2024/05/03	22:15	14.79 USD	19.14	13,490
Munich	2024/05/03	08:00	13.64 EUR	0.00	2
London Stock Exchange	2024/	16:20	73.45 NOK	0.00	3

European Trade Reporting	05/03					
Frankfurt	2024/ 05/03	09:59	13.48 EUR	0.00		2
First North Stockholm	2024/ 05/03	16:22	159.40 NOK	0.16		5
Duesseldorf	2024/ 05/03	19:30	13.585 EUR	0.00		7
Berlin	2024/ 05/03	20:30	13.74 EUR	0.00		18

Company profile

Company Logo

Contact Details

GOLDEN OCEAN GROUP

--

Par-la-Ville Road 14 HM 08 Hamilton

Telefon: + 1 441 295 69 35

Fax: + 1 441 295 34 94

E-mail: -

Company Profile

-