

GOLDEN OCEAN GROUP LTD.

ISIN: **BMG396372051** WKN: **G39637205**

Overview

2024/04/26 15:29:01

Price

12.47 EUR

Difference  3.27% (0.40)

General attributes

ISIN BMG396372051

Symbol GOGL

Exchange Frankfurt

Currency EUR

Sector Transport

Security type Stock

Market cap (m) 2,620 EUR

Benchmark MSCI WORLD INDEX (STRD, UHD)

Market data

Bid (Bid size) -

Ask (Ask size) -

Open 12.86 EUR

High 12.865 EUR

Low 12.47 EUR

Close (prev. day) 12.075 EUR

VWAP 12.745 EUR

Volume (pcs) 0

Trading volume 0.00

Number of trades 4

Last size 0

Futures and Options

Related Futures -

Related Options -

5Y













Information about previous performance does not guarantee future performance.

Source: FactSet

Recent research

on sector

Date		Headline	Download
2024/04/26		Global Equity Ratings	
2024/04/03		Global Equity Ratings	
2024/03/13		Global Equity Ratings	
2024/02/22		Global Equity Ratings	
2024/02/14		Global Equity Ratings	

Details

2024/04/26 15:29:01

Price

12.47 EUR

Difference ▲ 3.27% (0.40)

General attributes

ISIN	BMG396372051
Symbol	GOGL
Exchange	Frankfurt
Currency	EUR
Sector	Transport
Security type	Stock
Market cap (m)	2,620 EUR
Benchmark	MSCI WORLD INDEX (STRD, UHD)

Market data

Bid (Bid size)	-
Ask (Ask size)	-
Open	12.86 EUR
High	12.865 EUR
Low	12.47 EUR
Close (prev. day)	12.075 EUR
VWAP	12.745 EUR
Volume (pcs)	0
Trading volume	0.00
Number of trades	4
Last size	0

Performance and Risk

	6m	1Y	3Y
Perf (%)	+72.67%	+53.12%	+94.09%
Perf (abs.)	+5.25	+4.33	+6.05
Beta	0.74	1.14	1.17
Volatility	64.39	60.50	70.87

5Y



Information about previous performance does not guarantee future performance.
Source: FactSet

Price data

Ø price 5 days Ø volume 5 days (pcs.)	11.97 EUR (0)
Ø price 30 days Ø volume 30 days (pcs.)	11.65 EUR (506)
Ø price 100 days Ø volume 100 days (pcs.)	10.23 EUR (326)
Ø price 250 days Ø volume 250 days (pcs.)	8.43 EUR (268)
YTD High date	12.87 EUR (2024/04/26)
YTD Low date	8.74 EUR (2024/01/03)
52 Weeks High date	12.87 EUR (2024/04/26)
52 Weeks Low date	6.35 EUR (2023/08/29)

Arbitrage views

Exchange ⊕	Date	Time	Price	Trading volume (mio.)	Number of trades
Tradegate	2024/04/26	22:26	13.115 EUR	0.04	14
Stuttgart	2024/04/26	15:46	13.045 EUR	0.00	15
Nasdaq	2024/04/26	22:00	14.05 USD	16.53	13,342
Munich	2024/04/26	08:00	12.83 EUR	0.00	2
London Stock Exchange	2024/	16:20	73.45 NOK	0.00	2

European Trade Reporting	04/26					
Frankfurt	2024/ 04/26	15:29	12.47 EUR	0.00		4
First North Stockholm	2024/ 04/25	16:13	151.40 NOK	0.15		3
Duesseldorf	2024/ 04/26	19:30	13.08 EUR	0.00		7
Berlin	2024/ 04/26	20:30	13.16 EUR	0.00		18

Company profile

Company Logo

Contact Details

GOLDEN OCEAN GROUP

--

Par-la-Ville Road 14 HM 08 Hamilton

Telefon: + 1 441 295 69 35

Fax: + 1 441 295 34 94

E-mail: -

Company Profile

-