

GROBINA AS

ISIN: LV0000100527

WKN: -

Overview

2019/10/31 10:45:03

Price
0.40 EURDifference  0.00% (0.00)

General attributes

ISIN	LV0000100527
Symbol	GRZ1R
Exchange	OMX Baltic Market Riga
Currency	EUR
Sector	-
Security type	Stock
Market cap (m)	0
Benchmark	MSCI WORLD INDEX (STRD, UHD)

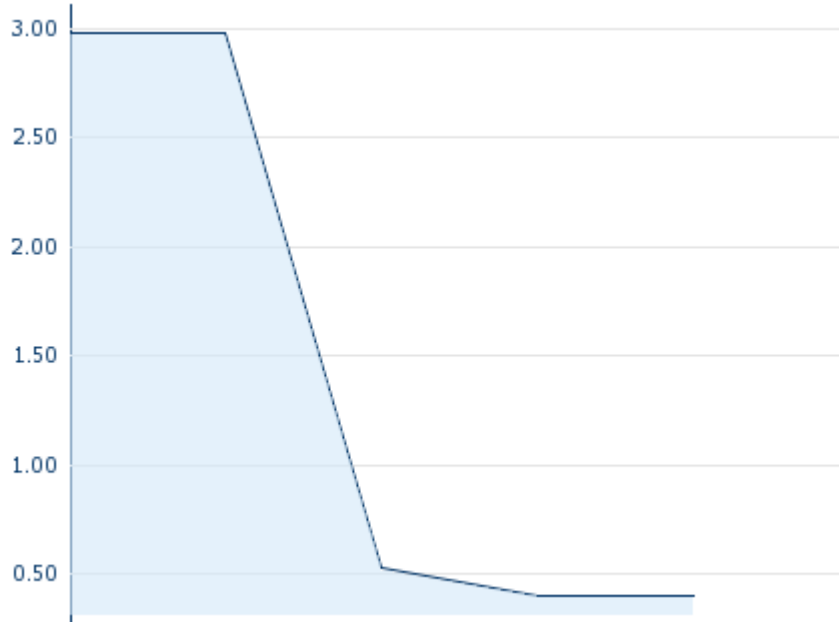
Market data

Bid (Bid size)	-
Ask (Ask size)	-
Open	0.40 EUR
High	0.40 EUR
Low	0.40 EUR
Close (prev. day)	0.40 EUR
VWAP	0.40 EUR
Volume (pcs)	927
Trading volume	501.60
Number of trades	6
Last size	502

Futures and Options

Related Futures	-
Related Options	-

5Y



Information about previous performance does not guarantee future performance.
Source: FactSet

Details

2019/10/31 10:45:03

Price
0.40 EURDifference  0.00% (0.00)

General attributes

ISIN	LV0000100527
Symbol	GRZ1R
Exchange	OMX Baltic Market Riga
Currency	EUR
Sector	-
Security type	Stock
Market cap (m)	0
Benchmark	MSCI WORLD INDEX (STRD, UHD)

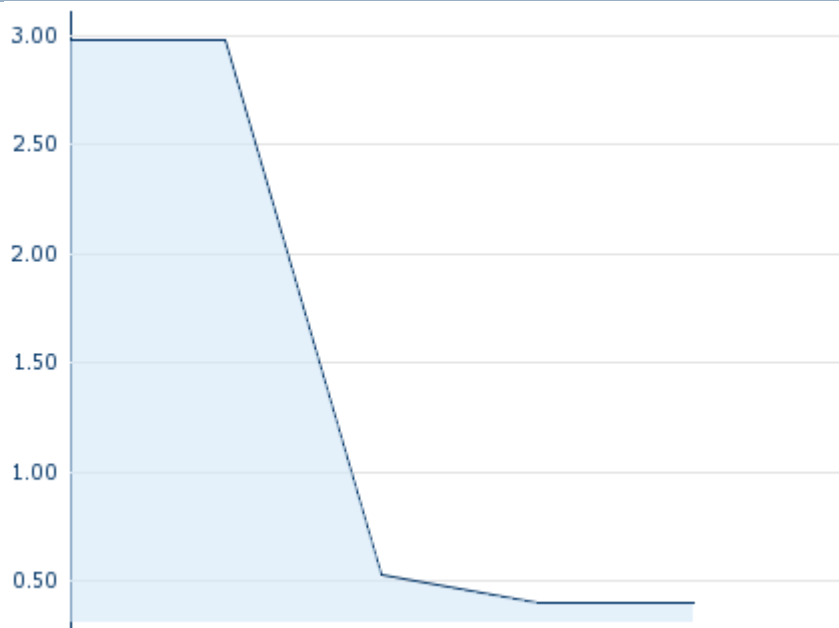
Market data

Bid (Bid size)	-
Ask (Ask size)	-
Open	0.40 EUR
High	0.40 EUR
Low	0.40 EUR
Close (prev. day)	0.40 EUR
VWAP	0.40 EUR
Volume (pcs)	927
Trading volume	501.60
Number of trades	6
Last size	502

Performance and Risk

	6m	1Y	3Y
Perf (%)	-	-	-
Perf (abs.)	-	-	-
Beta	-227.87	-122.23	-86.84
Volatility	-	-	-

5Y




Information about previous performance does not guarantee future performance.
Source: FactSet

Price data

Ø price 5 days Ø volume 5 days (pcs.)	- EUR (-)
Ø price 30 days Ø volume 30 days (pcs.)	- EUR (-)
Ø price 100 days Ø volume 100 days (pcs.)	- EUR (-)
Ø price 250 days Ø volume 250 days (pcs.)	- EUR (-)
YTD High date	- EUR (-)
YTD Low date	- EUR (-)
52 Weeks High date	- EUR (-)
52 Weeks Low date	- EUR (-)

All listings for GROBINA AS

Exchange 	Date	Time	Price	Trading volume (mio.)	Number of trades
OMX Baltic Market Riga	2019/10/31	10:45	0.40 EUR	0.00	6

Company profile

Company Logo

Contact Details

GROBINA

--

Telefon: -

Fax: -

E-mail: -

Company Profile

-