

LITHUANIA OMXV (EUR)

ISIN: LT0000999963 WKN: -

Overview

2024/05/23 15:04:59

Price

968.3395 EURDifference  0.01% (0.12)

General attributes

ISIN	LT0000999963
Symbol	-
Country	Lithuania
Instruments in index	19
Type of index	-
Security type	Index

Market data

Open	967.8132 EUR
High	968.3395 EUR
Low	965.8301 EUR
Close (prev. day)	968.2196 EUR
Trading volume (m)	-
Volume (pcs)	-

Top 5

Name 	Price	+ - (%) 	Trend 
KN ENERGIE...	0.222	+2.30 	
INVL BALTI...	2.04	+0.99 	
VILKYSKIU ...	5.14	+0.78 	
ZEMAITIJOS...	1.74	+0.58 	
AGROWILL G...	0.288	+0.35 	

Intraday 1W 1M 6m 1Y 3Y

Flop 5

Name 	Price	+ - (%) 	Trend 
NOVATURAS ...	2.38	-4.03 	
AB AKOLA G...	1.09	-3.11 	
PIENO ZVAI...	1.22	-1.61 	
INVALDA AB	12.30	-0.81 	
PANEVEZIO ...	0.50	-0.40 	

Intraday 1W 1M 6m 1Y 3Y

5Y







Information about previous performance does not guarantee future performance.

Source: FactSet

Recent research

on market

Date	Headline	Download 
2024/05/23	 Corporate Credit Monitor CEE	
2024/05/19	 Hungarian central bank to cut rates further	
2024/05/15	 Corporate Credit Monitor CEE	
2024/05/13	 Will Romanian central bank begin monetary easing?	
2024/05/07	 Corporate Credit Monitor CEE	

Futures and Options

Related Futures -

Related Options -

Details

2024/05/23 15:04:59

Price

968.3395 EURDifference  0.01% (0.12)

General attributes

ISIN LT0000999963

Symbol -

Country Lithuania

Security type Index

Instruments in index 19

Market data

Open 967.8132 EUR

High 968.3395 EUR

Low 965.8301 EUR

Close (prev. day) 968.2196 EUR

Trading volume (m) -

Volume (pcs) -

Performance and Risk

	6m	1Y	3Y
Perf (%)	+2.94%	-4.43%	+6.43%
Perf (abs.)	+27.70	-44.90	+58.50
Beta	-	-	-
Volatility	5.10	5.01	9.39



5Y

Information about previous performance does not guarantee future performance.
Source: FactSet

Price data

Ø price 5 days Ø volume 5 days (pcs.)	970.1855 EUR (0)
Ø price 30 days Ø volume 30 days (pcs.)	964.5491 EUR (0)
Ø price 100 days Ø volume 100 days (pcs.)	958.1691 EUR (0)
Ø price 250 days Ø volume 250 days (pcs.)	959.4181 EUR (0)
YTD High date	978.6463 EUR (2024/05/15)
YTD Low date	944.0008 EUR (2024/01/02)
52 Weeks High date	1,015.6270 EUR (2023/05/24)
52 Weeks Low date	929.7509 EUR (2023/10/09)

Composition

Name  ISIN	Price	Diff %  Diff +/-	Performance 	Date Time	Turnover Pc.  Turnover Money 
AB AKOLA GROUP LT0000128092	1.09	-3.11% -0.04		24/05/23 13:35:33	36,227 39,467.86
AGROWILL GROUP AB LT0000127466	0.288	0.35% 0.00		24/05/23 14:59:58	14,801 4,240.90
APRANGA APB LT0000102337	2.745	0.18% 0.01		24/05/23 14:51:55	10,266 28,056.57
GRIGEO GRIGISKES AB LT0000102030	1.07	0.00% 0.00		24/05/23 14:51:41	330 353.11
INVALIDA AB LT0000102279	12.30	-0.81% -0.10		24/05/23 13:22:55	183 2,254.20
INVALIDA TECHNOLOGY EURO.2... LT0000128860	2.48	2.48% 0.06	█	24/05/22 13:33:45	1,109 2,697.22
INVL BALTIC FARMLAND EURO... LT0000128753	6.30	0.00% 0.00		24/05/23 13:48:17	1 6.30
INVL BALTIC REAL ESTATE E... LT0000127151	2.04	0.99% 0.02	█	24/05/23 09:47:29	4 8.16
KN ENERGIES AB LT0000111650	0.222	2.30% 0.01	█	24/05/23 14:52:36	43,708 9,540.68
NOVATURAS AB EUR0.03 LT0000131872	2.38	-4.03% -0.10		24/05/23 14:59:32	48,612 113,503.84
PANEVEZIO STATYBOS TRESTA... LT0000101446	0.50	-0.40% -0.00		24/05/23 14:01:08	2,199 1,086.54
PIENO ZVAIGZDES AB LT0000111676	1.22	-1.61% -0.02		24/05/23 14:40:23	3,820 4,676.85
ROKISKIO SURIS AB LT0000100372	2.96	0.00% 0.00		24/05/23 12:25:28	2 5.92
SIAULIU BANKAS LT0000102253	0.695	0.00% 0.00		24/05/23 14:59:50	479,051 332,677.02
TELIA LIETUVA AB LT0000123911	1.615	0.31% 0.01		24/05/23 14:59:39	10,004 16,097.28
UTENOS TRIKOTAZAS AB LT0000109324	0.43	0.00% 0.00		24/05/23 13:13:52	26 11.18
VILKYSIU PIENINE AB LT0000127508	5.14	0.78% 0.04	█	24/05/23 14:54:31	1,365 6,986.92
VILNIAUS BALDAI AB LT0000104267	8.50	-5.56% -0.50		24/05/21 10:34:36	7 59.50
ZEMAITIJOS PIENAS AB LT0000121865	1.74	0.58% 0.01	█	24/05/23 14:47:44	9,579 16,168.32