

## LITHUANIA OMXV (EUR)

ISIN: LT0000999963 WKN: -

## Overview

2024/04/26 15:04:16

Price

**961.0853** EURDifference  0.45% (4.29)

## General attributes

ISIN LT0000999963

Symbol -

Country Lithuania

Instruments in index 19

Type of index -

Security type Index

## Market data

Open 956.1499 EUR

High 961.8162 EUR

Low 955.4322 EUR

Close (prev. day) 956.7947 EUR

Trading volume (m) -


Volume (pcs) -

## Top 5

Name 	Price	+ - (%) 	Trend 
GRIGEO GRI...	1.09	+0.93	
KN ENERGIE...	0.226	+0.44	
SIAULIU BA...	0.671	+0.30	
TELIA LIET...	1.695	+0.30	
AB AKOLA G...	0.992	+0.20	

Intraday 1W 1M 6m 1Y 3Y

## Flop 5

Name 	Price	+ - (%) 	Trend 
NOVATURAS ...	2.98	-0.33	

Intraday 1W 1M 6m 1Y 3Y

## Futures and Options

Related Futures -

Related Options -

5Y














Information about previous performance does not guarantee future performance.

Source: FactSet

## Recent research

## on market

Date	Headline	Download 
2024/04/23	 CEE Special Report   Strong growth in CEE economie...	
2024/04/21	 Hungarian central bank to cut rates further	
2024/04/18	 CEE corporate bond rally	
2024/04/15	 Parliamentary elections in Croatia	
2024/04/11	 Less aggressive monetary easing to come	

## Details

2024/04/26 15:04:16

Price

**961.0853** EURDifference  0.45% (4.29)

## General attributes

ISIN LT0000999963

Symbol -

Country Lithuania

Security type Index

Instruments in index 19

## Market data

Open 956.1499 EUR

High 961.8162 EUR

Low 955.4322 EUR

Close (prev. day) 956.7947 EUR

Trading volume (m) -

Volume (pcs) -

## Performance and Risk

	6m	1Y	3Y
Perf (%)	+2.92%	-5.07%	+8.28%
Perf (abs.)	+27.30	-51.29	+73.49
Beta	-	-	-
Volatility	4.99	5.01	9.44



Information about previous performance does not guarantee future performance.  
Source: FactSet

## Price data

Ø price 5 days   Ø volume 5 days (pcs.)	954.8747 EUR (0)
Ø price 30 days   Ø volume 30 days (pcs.)	953.6210 EUR (0)
Ø price 100 days   Ø volume 100 days (pcs.)	952.8896 EUR (0)
Ø price 250 days   Ø volume 250 days (pcs.)	962.0935 EUR (0)
YTD High   date	968.0360 EUR (2024/04/10)
YTD Low   date	944.0008 EUR (2024/01/02)
52 Weeks High   date	1,021.9284 EUR (2023/05/02)
52 Weeks Low   date	929.7509 EUR (2023/10/09)

## Composition

Name  ISIN	Price	Diff %  Diff +/-	Performance 	Date Time	Turnover Pc.  Turnover Money 
AB AKOLA GROUP LT0000128092	0.992	0.20% 0.00		24/04/26 14:51:25	14,955 14,742.66
AGROWILL GROUP AB LT0000127466	0.29	0.00% 0.00		24/04/26 13:59:41	12,042 3,464.65
APRANGA APB LT0000102337	3.01	0.00% 0.00		24/04/26 14:59:33	6,942 20,596.11
GRIGEO GRIGISKES AB LT0000102030	1.09	0.93% 0.01		24/04/26 14:59:52	4,626 5,029.72
INVALIDA AB LT0000102279	12.20	0.00% 0.00		24/04/26 14:27:11	371 4,526.20
INVALIDA TECHNOLOGY EURO.2... LT0000128860	2.26	0.00% 0.00		24/04/26 13:50:57	2,066 4,621.64
INVL BALTIC FARMLAND EURO... LT0000128753	6.45	0.78% 0.05		24/04/24 09:48:36	4 25.80
INVL BALTIC REAL ESTATE E... LT0000127151	2.02	0.00% 0.00		24/04/26 14:59:32	81 162.52
KN ENERGIES AB LT0000111650	0.226	0.44% 0.00		24/04/26 14:36:25	13,285 2,989.97
NOVATURAS AB EUR0.03 LT0000131872	2.98	-0.33% -0.01		24/04/26 14:52:33	6,026 17,912.79
PANEVEZIO STATYBOS TRESTA... LT0000101446	0.514	0.00% 0.00		24/04/26 14:52:45	502 252.42
PIENO ZVAIGZDES AB LT0000111676	1.45	0.00% 0.00		24/04/26 14:38:05	883 1,280.35
ROKISKIO SURIS AB LT0000100372	2.94	0.00% 0.00		24/04/25 14:24:42	12 35.28
SIAULIU BANKAS LT0000102253	0.671	0.30% 0.00		24/04/26 14:59:37	470,943 315,542.78
TELIA LIETUVA AB LT0000123911	1.695	0.30% 0.01		24/04/26 14:47:52	12,545 21,193.84
UTENOS TRIKOTAZAS AB LT0000109324	0.46	-4.17% -0.02		24/04/25 14:50:55	816 365.25
VILKYSKIU PIENINE AB LT0000127508	5.44	0.00% 0.00		24/04/26 09:54:53	14 75.44
VILNIAUS BALDAI AB LT0000104267	9.20	-1.08% -0.10		24/04/25 12:31:34	47 432.40
ZEMAITIJOS PIENAS AB LT0000121865	1.74	0.00% 0.00		24/04/26 11:10:59	20 34.80