

LITHUANIA OMXV (EUR)

ISIN: LT0000999963 WKN: -

Overview

2024/04/18 15:04:07

Price

951.8795 EURDifference  -0.27% (-2.62)

General attributes

ISIN	LT0000999963
Symbol	-
Country	Lithuania
Instruments in index	19
Type of index	-
Security type	Index

Market data

Open	954.6732 EUR
High	954.6850 EUR
Low	950.4758 EUR
Close (prev. day)	954.4957 EUR
Trading volume (m)	-
Volume (pcs)	-

Top 5

Name 	Price	+ - (%) 	Trend 
VILNIAUS B...	9.20	+2.22	
INVALIDA TE...	2.06	+0.98	
TELIA LIET...	1.70	+0.59	
APRANGA AP...	3.015	+0.50	

Intraday 1W 1M 6m 1Y 3Y

Flop 5

Name 	Price	+ - (%) 	Trend 
GRIGEO GRI...	1.09	-2.68	
UTENOS TRI...	0.47	-2.49	
AB AKOLA G...	0.936	-2.09	
SIAULIU BA...	0.667	-1.04	
PIENO ZVAI...	1.44	-0.69	

Intraday 1W 1M 6m 1Y 3Y

Futures and Options

Related Futures -

5Y













Information about previous performance does not guarantee future performance.

Source: FactSet

Recent research

on market

Date	Headline	Download 
2024/04/18	 CEE corporate bond rally	
2024/04/15	 Parliamentary elections in Croatia	
2024/04/11	 Less aggressive monetary easing to come	
2024/04/08	 Inflation numbers and Serbia's central bank meetin...	
2024/04/02	 Central banks, rating reviews and elections over u...	

Related Options

-

Details

2024/04/18 15:04:07

Price

951.8795 EURDifference  -0.27% (-2.62)

General attributes

ISIN LT0000999963

Symbol -

Country Lithuania

Security type Index

Instruments in index 19

Market data

Open 954.6732 EUR

High 954.6850 EUR

Low 950.4758 EUR

Close (prev. day) 954.4957 EUR

Trading volume (m) -

Volume (pcs) -

Performance and Risk

	6m	1Y	3Y
Perf (%)	+0.90%	-5.85%	+8.52%
Perf (abs.)	+8.49	-59.19	+74.75
Beta	-	-	-
Volatility	5.00	4.98	9.44



5Y

Information about previous performance does not guarantee future performance.
Source: FactSet

Price data

Ø price 5 days Ø volume 5 days (pcs.)	956.1657 EUR (0)
Ø price 30 days Ø volume 30 days (pcs.)	953.5410 EUR (0)
Ø price 100 days Ø volume 100 days (pcs.)	952.1507 EUR (0)
Ø price 250 days Ø volume 250 days (pcs.)	963.4443 EUR (0)
YTD High date	968.0360 EUR (2024/04/10)
YTD Low date	944.0008 EUR (2024/01/02)
52 Weeks High date	1,021.9284 EUR (2023/05/02)
52 Weeks Low date	929.7509 EUR (2023/10/09)

Composition

Name  ISIN	Price	Diff %  Diff +/-	Performance 	Date Time	Turnover Pc.  Turnover Money 
AB AKOLA GROUP LT0000128092	0.936	-2.09% -0.02		24/04/18 14:46:59	19,340 18,219.02
AGROWILL GROUP AB LT0000127466	0.293	-0.34% -0.00		24/04/18 14:44:46	4,091 1,199.61
APRANGA APB LT0000102337	3.015	0.50% 0.02		24/04/18 14:44:54	11,762 35,322.39
GRIGEO GRIGISKES AB LT0000102030	1.09	-2.68% -0.03		24/04/18 14:38:02	30,668 33,711.64
INVALIDA AB LT0000102279	12.20	0.00% 0.00		24/04/18 13:43:59	345 4,179.00
INVALIDA TECHNOLOGY EURO.2... LT0000128860	2.06	0.98% 0.02		24/04/18 14:59:52	1,500 2,068.84
INVL BALTIC FARMLAND EURO... LT0000128753	6.50	0.00% 0.00		24/04/18 10:33:45	15 97.50
INVL BALTIC REAL ESTATE E... LT0000127151	2.00	0.00% 0.00		24/04/18 14:41:26	70 140.00
KN ENERGIES AB LT0000111650	0.225	0.00% 0.00		24/04/18 14:59:37	15,878 3,571.09
NOVATURAS AB EUR0.03 LT0000131872	3.00	0.00% 0.00		24/04/18 14:53:53	1,207 3,619.49
PANEVEZIO STATYBOS TRESTA... LT0000101446	0.484	0.00% 0.00		24/04/18 14:02:26	23 11.13
PIENO ZVAIGZDES AB LT0000111676	1.44	-0.69% -0.01		24/04/18 14:53:27	67 96.67
ROKISKIO SURIS AB LT0000100372	2.94	0.00% 0.00		24/04/18 14:28:30	9 26.46
SIAULIU BANKAS LT0000102253	0.667	-1.04% -0.01		24/04/18 14:59:53	361,836 241,134.27
TELIA LIETUVA AB LT0000123911	1.70	0.59% 0.01		24/04/18 14:36:28	6,811 11,517.05
UTENOS TRIKOTAZAS AB LT0000109324	0.47	-2.49% -0.01		24/04/18 09:59:02	802 373.97
VILKYSKIU PIENINE AB LT0000127508	5.28	0.00% 0.00		24/04/18 11:41:47	140 736.20
VILNIAUS BALDAI AB LT0000104267	9.20	2.22% 0.20		24/04/18 14:35:29	59 538.75
ZEMAITIJOS PIENAS AB LT0000121865	1.75	0.00% 0.00		24/04/17 12:49:17	217 379.73