

LITHUANIA OMXV (EUR)

ISIN: LT0000999963 WKN: -

Overview

2024/04/25 12:00:13

Price

953.0023 EURDifference  0.16% (1.52)

General attributes

ISIN LT0000999963

Symbol -

Country Lithuania

Instruments in index 19

Type of index -

Security type Index

Market data

Open 952.2616 EUR

High 953.7752 EUR

Low 951.4124 EUR

Close (prev. day) 951.4800 EUR

Trading volume (m) -

Volume (pcs) -

Top 5

Name 	Price	+ - (%) 	Trend 
ZEMAITIJOS...	1.75	+2.94 	
INVALIDA TE...	2.26	+2.73 	
AB AKOLA G...	0.984	+0.61 	
PANEVEZIO ...	0.518	+0.39 	
SIAULIU BA...	0.669	+0.15 	

Intraday 1W 1M 6m 1Y 3Y

Flop 5

Name 	Price	+ - (%) 	Trend 
UTENOS TRI...	0.47	-2.08 	
VILKYSKIU ...	5.36	-1.47 	
VILNIAUS B...	9.20	-1.08 	
GRIGEO GRI...	1.075	-0.46 	
KN ENERGIE...	0.224	-0.44 	

Intraday 1W 1M 6m 1Y 3Y

5Y













Information about previous performance does not guarantee future performance.

Source: FactSet

Recent research

on market

Date	Headline	Download 
2024/04/23	 CEE Special Report Strong growth in CEE economie...	
2024/04/21	 Hungarian central bank to cut rates further	
2024/04/18	 CEE corporate bond rally	
2024/04/15	 Parliamentary elections in Croatia	
2024/04/11	 Less aggressive monetary easing to come	

Futures and Options

Related Futures -

Related Options -

Details

2024/04/25 12:00:13

Price

953.0023 EURDifference  0.16% (1.52)

General attributes

ISIN LT0000999963

Symbol -

Country Lithuania

Security type Index

Instruments in index 19

Market data

Open 952.2616 EUR

High 953.7752 EUR

Low 951.4124 EUR

Close (prev. day) 951.4800 EUR

Trading volume (m) -

Volume (pcs) -

Performance and Risk

	6m	1Y	3Y
Perf (%)	+0.93%	-5.76%	+7.71%
Perf (abs.)	+8.81	-58.14	+68.10
Beta	-	-	-
Volatility	4.94	4.96	9.44



Information about previous performance does not guarantee future performance.
Source: FactSet

Price data

Ø price 5 days Ø volume 5 days (pcs.)	952.0567 EUR (0)
Ø price 30 days Ø volume 30 days (pcs.)	953.2490 EUR (0)
Ø price 100 days Ø volume 100 days (pcs.)	952.5815 EUR (0)
Ø price 250 days Ø volume 250 days (pcs.)	962.5159 EUR (0)
YTD High date	968.0360 EUR (2024/04/10)
YTD Low date	944.0008 EUR (2024/01/02)
52 Weeks High date	1,021.9284 EUR (2023/05/02)
52 Weeks Low date	929.7509 EUR (2023/10/09)

Composition

Name  ISIN	Price	Diff %  Diff +/-	Performance 	Date Time	Turnover Pc.  Turnover Money 
AB AKOLA GROUP LT0000128092	0.984	0.61% 0.01		24/04/25 11:10:29	6,015 5,892.73
AGROWILL GROUP AB LT0000127466	0.292	0.00% 0.00		24/04/25 11:38:19	10,425 3,021.99
APRANGA APB LT0000102337	3.005	0.00% 0.00		24/04/25 11:53:16	4,963 14,801.24
GRIGEO GRIGISKES AB LT0000102030	1.075	-0.46% -0.01		24/04/25 11:57:38	3,824 1,964.79
INVALIDA AB LT0000102279	12.20	0.00% 0.00		24/04/25 11:13:33	1 12.20
INVALIDA TECHNOLOGY EURO.2... LT0000128860	2.26	2.73% 0.06		24/04/25 11:53:12	3,715 8,337.86
INVL BALTIC FARMLAND EURO... LT0000128753	6.45	0.78% 0.05		24/04/24 09:48:36	4 25.80
INVL BALTIC REAL ESTATE E... LT0000127151	2.02	1.00% 0.02		24/04/24 10:16:41	583 1,167.66
KN ENERGIES AB LT0000111650	0.224	-0.44% -0.00		24/04/25 10:57:30	14,730 3,300.62
NOVATURAS AB EUR0.03 LT0000131872	2.99	-0.33% -0.01		24/04/25 09:45:52	1,551 4,652.87
PANEVEZIO STATYBOS TRESTA... LT0000101446	0.518	0.39% 0.00		24/04/25 12:00:18	9,410 4,891.23
PIENO ZVAIGZDES AB LT0000111676	1.44	0.00% 0.00		24/04/25 11:38:15	68 98.55
ROKISKIO SURIS AB LT0000100372	2.94	0.00% 0.00		24/04/24 12:10:01	3 8.82
SIAULIU BANKAS LT0000102253	0.669	0.15% 0.00		24/04/25 11:55:49	43,010 28,740.87
TELIA LIETUVA AB LT0000123911	1.69	0.00% 0.00		24/04/25 11:58:08	17,437 29,449.85
UTENOS TRIKOTAZAS AB LT0000109324	0.47	-2.08% -0.01		24/04/25 11:50:11	694 309.13
VILKYSKIU PIENINE AB LT0000127508	5.36	-1.47% -0.08		24/04/25 11:32:53	60 322.84
VILNIAUS BALDAI AB LT0000104267	9.20	-1.08% -0.10		24/04/25 11:51:45	40 368.00
ZEMAITIJOS PIENAS AB LT0000121865	1.75	2.94% 0.05		24/04/25 10:25:29	76 132.40