

LITHUANIA OMXV (EUR)

ISIN: LT0000999963 WKN: -

Overview

2023/03/24 15:04:03

Price

994.9116 EURDifference  -0.38% (-3.79)

General attributes

ISIN	LT0000999963
Symbol	-
Country	Lithuania
Instruments in index	19
Type of index	-
Security type	Index

Market data






Open	999.7713 EUR
High	999.7713 EUR
Low	992.3422 EUR
Close (prev. day)	998.7060 EUR
Trading volume (m)	-
Volume (pcs)	-

Top 5

Name	Price	+ - (%)	Trend
INVALIDA TE...	2.12	+1.92	
GRIGEO GRI...	0.858	+1.42	
INVL BALTI...	2.20	+0.92	
PIENO ZVAI...	1.135	+0.44	

Intraday 1W 1M 6m 1Y 3Y

Flop 5

Name	Price	+ - (%)	Trend
PANEVEZIO ...	0.56	-1.41	
SIAULIU BA...	0.684	-1.30	
LINAS AGRO...	1.575	-1.25	
UTENOS TRI...	0.69	-0.72	
INVL BALTI...	7.55	-0.66	

Intraday 1W 1M 6m 1Y 3Y

Futures and Options

Related Futures -

5Y



Information about previous performance does not guarantee future performance.

Source: FactSet

Recent research

on market

Date	Headline	Download
2023/03/20	 A pause in data flow	
2023/03/20	 A pause in data flow	
2023/03/15	 CEE Sluggish growth and dynamic disinflation	
2023/03/13	 -	
2023/03/13	 February's inflation footprints in focus	

Related Options

-

Details

2023/03/24 15:04:03

Price

994.9116 EURDifference  -0.38% (-3.79)

General attributes

ISIN LT0000999963

Symbol -

Country Lithuania

Security type Index

Instruments in index 19

Market data

Open 999.7713 EUR

High 999.7713 EUR

Low 992.3422 EUR

Close (prev. day) 998.7060 EUR

Trading volume (m) -

Volume (pcs) -

Performance and Risk

	6m	1Y	3Y
Perf (%)	+10.44%	+12.72%	+65.86%
Perf (abs.)	+94.05	+112.28	+395.08
Beta	-	-	-
Volatility	5.80	6.36	10.76



Information about previous performance does not guarantee future performance.

Source: FactSet

Price data

Ø price 5 days Ø volume 5 days (pcs.)	998.4732 EUR (0)
Ø price 30 days Ø volume 30 days (pcs.)	1,002.3471 EUR (0)
Ø price 100 days Ø volume 100 days (pcs.)	966.7206 EUR (0)
Ø price 250 days Ø volume 250 days (pcs.)	932.2301 EUR (0)
YTD High date	1,022.2425 EUR (2023/03/09)
YTD Low date	946.7268 EUR (2023/01/02)
52 Weeks High date	1,022.2425 EUR (2023/03/09)
52 Weeks Low date	881.9245 EUR (2022/07/15)

Composition

Name  ISIN	Price	Diff %  Diff +/-	Performance 	Date Time	Turnover Pc.  Turnover Money 
AGROWILL GROUP AB LT0000127466	0.4549	-0.24% -0.00		23/03/24 14:59:55	9,210 4,195.35
APRANGA APB LT0000102337	2.48	0.00% 0.00		23/03/24 14:59:39	3,596 8,926.81
GRIGEO GRIGISKES AB LT0000102030	0.858	1.42% 0.01		23/03/24 14:49:12	14,123 12,068.49
INVALIDA AB LT0000102279	11.30	0.00% 0.00		23/03/24 12:08:00	20 226.00
INVALIDA TECHNOLOGY EURO.2... LT0000128860	2.12	1.92% 0.04		23/03/24 14:52:02	488 1,015.32
INVL BALTIC FARMLAND EURO... LT0000128753	7.55	-0.66% -0.05		23/03/24 10:19:17	5 37.75
INVL BALTIC REAL ESTATE E... LT0000127151	2.20	0.92% 0.02		23/03/24 12:10:14	727 1,453.70
KLAIPEDOS NAFTA AB LT0000111650	0.2535	-0.20% -0.00		23/03/24 14:59:54	23,961 6,070.73
LINAS AGRO GROUP AB LT0000128092	1.575	-1.25% -0.02		23/03/24 14:59:32	29,963 47,201.93
NOVATURAS AB EUR0.03 LT0000131872	3.069	0.00% 0.00		23/03/24 13:01:54	613 1,873.64
PANEVEZIO STATYBOS TRESTA... LT0000101446	0.56	-1.41% -0.01		23/03/24 11:30:18	130 72.80
PIENO ZVAIGZDES AB LT0000111676	1.135	0.44% 0.01		23/03/24 13:35:51	1,464 1,663.65
ROKISKIO SURIS AB LT0000100372	2.96	0.00% 0.00		23/03/24 12:30:16	420 1,243.20
SIAULIU BANKAS LT0000102253	0.684	-1.30% -0.01		23/03/24 14:59:52	284,153 194,992.36
TELIA LIETUVA AB LT0000123911	2.02	-0.49% -0.01		23/03/24 14:46:08	2,405 4,870.17
UTENOS TRIKOTAZAS AB LT0000109324	0.69	-0.72% -0.01		23/03/24 10:41:14	100 68.88
VILKYSIU PIENINE AB LT0000127508	5.12	0.00% 0.00		23/03/24 14:16:52	1,129 5,758.84
VILNIAUS BALDAI AB LT0000104267	7.60	4.83% 0.35		23/03/23 13:28:59	62 463.70
ZEMAITIJOS PIENAS AB LT0000121865	1.81	0.00% 0.00		23/03/24 14:23:32	50 90.50