

LITHUANIA OMXV (EUR)

ISIN: LT0000999963 WKN: -

Overview

2023/03/29 15:04:19

Price

995.4646 EUR

Difference  0.03% (0.34)

General attributes

ISIN	LT0000999963
Symbol	-
Country	Lithuania
Instruments in index	19
Type of index	-
Security type	Index

Market data

Open	995.3974 EUR
High	996.6503 EUR
Low	993.4601 EUR
Close (prev. day)	995.1261 EUR
Trading volume (m)	-
Volume (pcs)	-

Top 5

Name 	Price	+ - (%) 	Trend 
ROKISKIO S...	2.96	+2.07	
INVL BALTI...	2.22	+1.83	
PANEVEZIO ...	0.57	+1.79	
ZEMAITIJOS...	1.81	+1.12	
GRIGEO GRI...	0.86	+0.70	

Intraday 1W 1M 6m 1Y 3Y

Flop 5

Name 	Price	+ - (%) 	Trend 
VILNIAUS B...	7.10	-6.58	
INVALIDA TE...	2.00	-3.85	
NOVATURAS ...	3.072	-1.19	
KLAIPEDOS ...	0.2505	-0.79	
VILKYSKIU ...	5.06	-0.78	

Intraday 1W 1M 6m 1Y 3Y

5Y








Information about previous performance does not guarantee future performance.

Source: FactSet

Recent research

on market

Date	Headline	Download
2023/03/27	 Hungarian central bank in the spotlight	
2023/03/27	 Hungarian central bank in the spotlight	
2023/03/20	 A pause in data flow	
2023/03/20	 A pause in data flow	
2023/03/15	 CEE Sluggish growth and dynamic disinflation	

Futures and Options

Related Futures -

Related Options -

Details

2023/03/29 15:04:19

Price

995.4646 EURDifference  0.03% (0.34)

General attributes

ISIN LT0000999963

Symbol -

Country Lithuania

Security type Index

Instruments in index 19

Market data

Open 995.3974 EUR

High 996.6503 EUR

Low 993.4601 EUR

Close (prev. day) 995.1261 EUR

Trading volume (m) -

Volume (pcs) -

Performance and Risk

	6m	1Y	3Y
Perf (%)	+10.86%	+12.31%	+65.62%
Perf (abs.)	+97.50	+109.08	+394.42
Beta	-	-	-
Volatility	5.71	6.34	10.75



Information about previous performance does not guarantee future performance.

Source: FactSet

Price data

Ø price 5 days Ø volume 5 days (pcs.)	996.2721 EUR (0)
Ø price 30 days Ø volume 30 days (pcs.)	1,002.7227 EUR (0)
Ø price 100 days Ø volume 100 days (pcs.)	969.4323 EUR (0)
Ø price 250 days Ø volume 250 days (pcs.)	933.5198 EUR (0)
YTD High date	1,022.2425 EUR (2023/03/09)
YTD Low date	946.7268 EUR (2023/01/02)
52 Weeks High date	1,022.2425 EUR (2023/03/09)
52 Weeks Low date	881.9245 EUR (2022/07/15)

Composition

Name  ISIN	Price	Diff %  Diff +/-	Performance 	Date Time	Turnover Pc.  Turnover Money 
AGROWILL GROUP AB LT0000127466	0.4543	0.09% 0.00		23/03/29 14:44:45	3,412 1,539.42
APRANGA APB LT0000102337	2.48	0.40% 0.01		23/03/29 13:32:45	10,363 25,677.41
GRIGEO GRIGISKES AB LT0000102030	0.86	0.70% 0.01		23/03/29 14:30:24	25,524 21,984.39
INVALIDA AB LT0000102279	11.30	0.00% 0.00		23/03/29 09:00:04	35 395.50
INVALIDA TECHNOLOGY EURO.2... LT0000128860	2.00	-3.85% -0.08		23/03/29 14:39:02	3,424 6,929.48
INVL BALTIC FARMLAND EURO... LT0000128753	7.55	-0.66% -0.05		23/03/24 10:19:17	5 37.75
INVL BALTIC REAL ESTATE E... LT0000127151	2.22	1.83% 0.04		23/03/29 14:41:44	1,956 4,342.32
KLAIPEDOS NAFTA AB LT0000111650	0.2505	-0.79% -0.00		23/03/29 14:48:18	17,367 4,352.22
LINAS AGRO GROUP AB LT0000128092	1.585	-0.31% -0.01		23/03/29 14:46:17	15,577 24,685.41
NOVATURAS AB EUR0.03 LT0000131872	3.072	-1.19% -0.04		23/03/29 14:10:16	518 1,590.55
PANEVEZIO STATYBOS TRESTA... LT0000101446	0.57	1.79% 0.01		23/03/29 10:09:17	200 112.86
PIENO ZVAIGZDES AB LT0000111676	1.135	-1.30% -0.02		23/03/28 09:42:23	25 28.38
ROKISKIO SURIS AB LT0000100372	2.96	2.07% 0.06		23/03/29 10:11:58	13 38.48
SIAULIU BANKAS LT0000102253	0.681	-0.44% -0.00		23/03/29 14:59:53	232,888 158,763.17
TELIA LIETUVA AB LT0000123911	2.02	0.00% 0.00		23/03/29 14:59:53	9,779 19,658.12
UTENOS TRIKOTAZAS AB LT0000109324	0.69	-0.72% -0.01		23/03/24 10:41:14	100 68.88
VILKYSIU PIENINE AB LT0000127508	5.06	-0.78% -0.04		23/03/29 11:40:33	424 2,149.78
VILNIAUS BALDAI AB LT0000104267	7.10	-6.58% -0.50		23/03/29 14:26:24	200 1,426.75
ZEMAITIJOS PIENAS AB LT0000121865	1.81	1.12% 0.02		23/03/29 11:08:45	511 707.65