

## LITHUANIA OMXV (EUR)

ISIN: LT0000999963 WKN:

-

## Overview

2023/02/09 09:59:22

Price

**994.1223** EURDifference  -0.13% (-1.34)


## General attributes

ISIN	LT0000999963
Symbol	-
Country	Lithuania
Instruments in index	19
Type of index	-
Security type	Index

## Market data

Open	995.9341 EUR
High	996.5857 EUR
Low	991.6636 EUR
Close (prev. day)	995.4614 EUR
Trading volume (m)	-
Volume (pcs)	-

## Top 5

Name	Price	+ - (%)	Trend
UTENOS TRI...	0.67	+3.08	
PANEVEZIO ...	0.572	+2.14	
LINAS AGRO...	1.605	+0.63	

Intraday 1W 1M 6m 1Y 3Y

## Flop 5

Name	Price	+ - (%)	Trend
AGROWILL G...	0.535	-3.78	
VILKYSKIU ...	5.00	-1.19	
APRANGA AP...	2.37	-0.84	
ZEMAITIJOS...	1.81	-0.55	
GRIGEO GRI...	0.822	-0.48	

Intraday 1W 1M 6m 1Y 3Y

## Futures and Options

Related Futures	-
Related Options	-

5Y







Information about previous performance does not guarantee future performance.

Source: FactSet

## Recent research

## on market

Date	Headline	Download
2023/02/06	 Jump in January inflation	
2023/02/06	 Central banks' meetings, inflation and sector's pe...	
2023/01/30	 GDP data for 2022 begin to flow	
2023/01/30	 GDP data for 2022 begin to flow in for the region	
2023/01/23	 Will Hungarian central bank hint the normalization...	

## Details

2023/02/09 09:59:22

Price

**994.1223** EURDifference  -0.13% (-1.34)

## General attributes

ISIN LT0000999963

Symbol -

Country Lithuania

Security type Index

Instruments in index 19

## Market data

Open 995.9341 EUR

High 996.5857 EUR

Low 991.6636 EUR

Close (prev. day) 995.4614 EUR

Trading volume (m) -

Volume (pcs) -

## Performance and Risk

	6m	1Y	3Y
Perf (%)	+7.82%	+4.78%	+34.06%
Perf (abs.)	+72.21	+45.41	+252.93
Beta	-	-	-
Volatility	5.46	12.42	13.41



Information about previous performance does not guarantee future performance.  
Source: FactSet

## Price data

Ø price 5 days   Ø volume 5 days (pcs.)	989.3751 EUR (0)
Ø price 30 days   Ø volume 30 days (pcs.)	970.4174 EUR (0)
Ø price 100 days   Ø volume 100 days (pcs.)	935.3175 EUR (0)
Ø price 250 days   Ø volume 250 days (pcs.)	918.2895 EUR (0)
YTD High   date	997.3819 EUR (2023/02/08)
YTD Low   date	946.7268 EUR (2023/01/02)
52 Weeks High   date	997.3819 EUR (2023/02/08)
52 Weeks Low   date	798.5969 EUR (2022/03/08)

## Composition

Name  ISIN	Price	Diff %  Diff +/-	Performance 	Date Time	Turnover Pc.  Turnover Money 
AGROWILL GROUP AB LT0000127466	0.535	-3.78% -0.02		23/02/09 09:57:45	33,221 18,043.47
APRANGA APB LT0000102337	2.37	-0.84% -0.02		23/02/09 09:59:47	7,935 18,851.40
GRIGEO GRIGISKES AB LT0000102030	0.822	-0.48% -0.00		23/02/09 10:00:01	3,433 2,839.54
INVALIDA AB LT0000102279	11.50	0.00% 0.00		23/02/09 09:22:47	6 68.50
INVALIDA TECHNOLOGY EURO.2... LT0000128860	2.22	0.00% 0.00		23/02/09 09:32:59	1 2.22
INVL BALTIC FARMLAND EURO... LT0000128753	7.55	-5.63% -0.45		23/02/08 13:29:46	65 494.55
INVL BALTIC REAL ESTATE E... LT0000127151	2.22	0.00% 0.00		23/02/09 09:40:28	60 133.20
KLAIPEDOS NAFTA AB LT0000111650	0.2615	-0.19% -0.00		23/02/09 09:56:10	10,684 2,774.39
LINAS AGRO GROUP AB LT0000128092	1.605	0.63% 0.01		23/02/09 09:55:57	4,226 6,775.84
NOVATURAS AB EUR0.03 LT0000131872	3.13	-0.19% -0.01		23/02/09 09:36:38	736 1,992.04
PANEVEZIO STATYBOS TRESTA... LT0000101446	0.572	2.14% 0.01		23/02/09 09:53:47	75 42.87
PIENO ZVAIGZDES AB LT0000111676	1.22	2.52% 0.03		23/02/08 14:41:26	3,222 3,856.79
ROKISKIO SURIS AB LT0000100372	3.00	2.74% 0.08		23/02/08 09:30:41	5 15.00
SIAULIU BANKAS LT0000102253	0.749	-0.13% -0.00		23/02/09 09:50:22	69,785 52,306.67
TELIA LIETUVA AB LT0000123911	1.99	0.00% 0.00		23/02/09 09:45:27	2,412 4,799.89
UTENOS TRIKOTAZAS AB LT0000109324	0.67	3.08% 0.02		23/02/09 09:29:57	62 40.51
VILKYSKIU PIENINE AB LT0000127508	5.00	-1.19% -0.06		23/02/09 09:44:29	2,988 14,945.98
VILNIAUS BALDAI AB LT0000104267	7.75	-0.64% -0.05		23/02/06 14:00:23	230 1,387.85
ZEMAITIJOS PIENAS AB LT0000121865	1.81	-0.55% -0.01		23/02/09 09:35:51	2,845 5,149.47