

LATVIA OMXR (EUR)

ISIN: LV0007100017 WKN: -

Overview

2024/10/18 15:04:17

Price

881.6428 EURDifference  -0.40% (-3.58)

General attributes

ISIN	LV0007100017
Symbol	-
Country	Latvia
Instruments in index	6
Type of index	-
Security type	Index

Market data

Open	884.3879 EUR
High	884.4970 EUR
Low	879.2519 EUR
Close (prev. day)	885.2242 EUR
Trading volume (m)	-
Volume (pcs)	-

Top 5

Name	Price	+ - (%)	Trend
RIGAS KUGU...	0.122	+1.67	
AMBER LATV...	9.30	+0.54	

Intraday 1W 1M 6m 1Y 3Y

Flop 5

Name	Price	+ - (%)	Trend
SAF TEHNIK...	5.50	-1.43	

Intraday 1W 1M 6m 1Y 3Y

Futures and Options

Related Futures	-
Related Options	-

5Y













Information about previous performance does not guarantee future performance.

Source: FactSet

Recent research

on market

Date	Headline	Download
2024/10/15	 Endgültige Inflationszahlen und Handelsdaten	
2024/10/13	 Final inflation numbers and trade data	
2024/10/10	 CEE is not finished with monetary easing, rates wi...	
2024/10/07	 Rate cut in Serbia and four rating decisions	
2024/09/30	 Central banks' meetings and flash inflation	

Details

2024/10/18 15:04:17

Price

881.6428 EURDifference  -0.40% (-3.58)

General attributes

ISIN LV0007100017

Symbol -

Country Latvia

Security type Index

Instruments in index 6

Market data

Open 884.3879 EUR

High 884.4970 EUR

Low 879.2519 EUR

Close (prev. day) 885.2242 EUR

Trading volume (m) -

Volume (pcs) -

Performance and Risk

	6m	1Y	3Y
Perf (%)	-33.35%	-36.13%	-31.72%
Perf (abs.)	-441.22	-498.64	-409.62
Beta	-	-	-
Volatility	39.56	29.74	23.29



5Y



Information about previous performance does not guarantee future performance.

Source: FactSet

Price data

Ø price 5 days Ø volume 5 days (pcs.)	885.3532 EUR (0)
Ø price 30 days Ø volume 30 days (pcs.)	879.9941 EUR (0)
Ø price 100 days Ø volume 100 days (pcs.)	949.3873 EUR (0)
Ø price 250 days Ø volume 250 days (pcs.)	1,178.0311 EUR (0)
YTD High date	1,383.7325 EUR (2024/01/18)
YTD Low date	836.2742 EUR (2024/07/31)
52 Weeks High date	1,411.1750 EUR (2023/10/20)
52 Weeks Low date	836.2742 EUR (2024/07/31)

Composition

Name  ISIN	Price	Diff %  Diff +/-	Performance 	Date Time	Turnover Pc.  Turnover Money 
AMBER LATVIJAS BALZAMS LV0000100808	9.30	0.54% 0.05		24/10/18 15:30:00	11 102.20
GROBINA AS LV0000100527	0.40	0.00% 0.00		19/10/31 10:45:03	927 501.60
LATVIJAS JURAS MEDICINAS ... LV0000100741	6.90	0.00% 0.00		24/10/18 15:30:00	1 6.90
RIGAS KUGU BUVETAVA AS LV0000100378	0.122	1.67% 0.00		24/10/18 15:30:00	648 76.99
SAF TEHNIKA AS LV0000101129	5.50	-1.43% -0.08		24/10/18 15:30:00	290 1,595.00
SIGULDAS CILTSLIETU UN MA... LV0000100600	6.60	1.54% 0.10		24/10/16 15:30:00	1 6.60