

## LATVIA OMXR (EUR)

ISIN: LV0007100017 WKN: -

## Overview

2024/09/18 15:04:25

Price

**880.7607** EURDifference  0.60% (5.24)

## General attributes

ISIN LV0007100017

Symbol -

Country Latvia

Instruments in index 6

Type of index -

Security type Index

## Market data

Open 875.6204 EUR

High 881.8942 EUR






Low 874.1981 EUR

Close (prev. day) 875.5207 EUR

Trading volume (m) -

Volume (pcs) -

## Top 5

Name 	Price	+ - (%) 	Trend 
SAF TEHNIK...	5.30	+4.33 	
SIGULDAS C...	6.80	+0.74 	
AMBER LATV...	9.05	+0.56 	

Intraday 1W 1M 6m 1Y 3Y

## Flop 5

Name 	Price	+ - (%) 	Trend 
LATVIJAS J...	6.70	-4.29 	

Intraday 1W 1M 6m 1Y 3Y

## Futures and Options

Related Futures -

Related Options -

5Y














Information about previous performance does not guarantee future performance.

Source: FactSet

## Recent research

## on market

Date	Headline	Download 
2024/09/16	 Industry, producer prices and labor market data	
2024/09/13	 CEE   Germany's underperformance is sneaking into ...	
2024/09/08	 Will Croatia see a rating upgrade?	
2024/09/02	 More 2Q24 GDP structure and monthly data on 3Q24 p...	
2024/08/26	 Glance at GDP structure and August's inflation	

## Details

2024/09/18 15:04:25

Price

**880.7607** EURDifference  0.60% (5.24)

## General attributes

ISIN LV0007100017

Symbol -

Country Latvia

Security type Index

Instruments in index 6

## Market data

Open 875.6204 EUR

High 881.8942 EUR

Low 874.1981 EUR

Close (prev. day) 875.5207 EUR

Trading volume (m) -

Volume (pcs) -

## Performance and Risk

	6m	1Y	3Y
Perf (%)	-33.31%	-35.69%	-32.02%
Perf (abs.)	-439.86	-488.75	-414.82
Beta	-	-	-
Volatility	39.63	29.81	23.42



5Y



Information about previous performance does not guarantee future performance.

Source: FactSet

## Price data

Ø price 5 days   Ø volume 5 days (pcs.)	876.1740 EUR (0)
Ø price 30 days   Ø volume 30 days (pcs.)	878.9415 EUR (0)
Ø price 100 days   Ø volume 100 days (pcs.)	1,029.6097 EUR (0)
Ø price 250 days   Ø volume 250 days (pcs.)	1,220.0904 EUR (0)
YTD High   date	1,383.7325 EUR (2024/01/18)
YTD Low   date	836.2742 EUR (2024/07/31)
52 Weeks High   date	1,411.1750 EUR (2023/10/20)
52 Weeks Low   date	836.2742 EUR (2024/07/31)

## Composition

Name  ISIN	Price	Diff %  Diff +/-	Performance 	Date Time	Turnover Pc.  Turnover Money 
AMBER LATVIJAS BALZAMS LV0000100808	9.05	0.56% 0.05		24/09/18 15:30:00	312 2,822.45
GROBINA AS LV0000100527	0.40	0.00% 0.00		19/10/31 10:45:03	927 501.60
LATVIJAS JURAS MEDICINAS ... LV0000100741	6.70	-4.29% -0.30		24/09/18 15:30:00	21 140.70
RIGAS KUGU BUVETAVA AS LV0000100378	0.133	0.00% 0.00		24/09/18 15:30:00	81 10.52
SAF TEHNIKA AS LV0000101129	5.30	4.33% 0.22		24/09/18 15:30:00	193 1,002.94
SIGULDAS CILTSLIETU UN MA... LV0000100600	6.80	0.74% 0.05		24/09/18 15:30:00	101 686.80