

# LATVIA OMXR (EUR)

ISIN: LV0007100017 WKN: -

## Overview

2024/04/24 09:42:01

Price

**1,301.0196**

EUR

Difference ▼ -0.85% (-11.16)

### General attributes

ISIN	LV0007100017
Symbol	-
Country	Latvia
Instruments in index	7
Type of index	-
Security type	Index

### Market data

Open	1,312.5809 EUR
High	1,312.6114 EUR
Low	1,300.4658 EUR
Close (prev. day)	1,312.1762 EUR
Trading volume (m)	-
Volume (pcs)	-

### Top 5

Name	Price	+ - (%)	Trend
RIGAS KUGU...	0.101	+2.02	<span style="color: green;">▲</span>

Intraday 1W 1M 6m 1Y 3Y

### Flop 5

Name	Price	+ - (%)	Trend
AMBER LATV...	8.60	-1.71	<span style="color: red;">▼</span>
LATVIJAS G...	9.40	-1.05	<span style="color: red;">▼</span>

Intraday 1W 1M 6m 1Y 3Y

### Futures and Options

Related Futures	-
Related Options	-

5Y



Information about previous performance does not guarantee future performance.  
Source: FactSet

### Recent research

Date	Headline	Download
2024/04/23	CEE Special Report   Strong growth in CEE economie...	<a href="#">Download</a>
2024/04/21	Hungarian central bank to cut rates further	<a href="#">Download</a>
2024/04/18	CEE corporate bond rally	<a href="#">Download</a>
2024/04/15	Parliamentary elections in Croatia	<a href="#">Download</a>
2024/04/11	Less aggressive monetary easing to come	<a href="#">Download</a>

## Details

2024/04/24 09:42:01

Price

**1,301.0196**

EUR

Difference

**-0.85% (-11.16)**

## General attributes

ISIN	LV0007100017
Symbol	-
Country	Latvia
Security type	Index
Instruments in index	7

## Market data

Open	1,312.5809 EUR
High	1,312.6114 EUR
Low	1,300.4658 EUR
Close (prev. day)	1,312.1762 EUR
Trading volume (m)	-
Volume (pcs)	-

## Performance and Risk

	6m	1Y	3Y
Perf (%)	-5.15%	+12.77%	+16.39%
Perf (abs.)	-71.28	+148.55	+184.77
Beta	-	-	-
Volatility	14.54	16.65	17.60






Information about previous performance does not guarantee future performance.  
Source: FactSet

## Price data

Ø price 5 days   Ø volume 5 days (pcs.)	1,324.1781 EUR (0)
Ø price 30 days   Ø volume 30 days (pcs.)	1,324.0817 EUR (0)
Ø price 100 days   Ø volume 100 days (pcs.)	1,337.1413 EUR (0)
Ø price 250 days   Ø volume 250 days (pcs.)	1,317.4403 EUR (0)
YTD High   date	1,383.7325 EUR (2024/01/18)
YTD Low   date	1,246.5411 EUR (2024/02/12)
52 Weeks High   date	1,452.5713 EUR (2023/08/03)
52 Weeks Low   date	1,125.4033 EUR (2023/05/19)

## Composition

Name  ISIN	Price	Diff %  Diff +/-	Performance 	Date Time	Turnover Pc.  Turnover Money 
AMBER LATVIJAS BALZAMS LV0000100808	8.60	-1.71% -0.15		24/04/24 09:24:08	12 103.55
GROBINA AS LV0000100527	0.40	0.00% 0.00		19/10/31 10:45:03	927 501.60
LATVIJAS GAZE AS LV0000100899	9.40	-1.05% -0.10		24/04/24 09:37:13	87 819.10
LATVIJAS JURAS MEDICINAS ... LV0000100741	7.00	0.00% 0.00		24/04/23 12:39:57	1 7.00
RIGAS KUGU BUVETAVA AS LV0000100378	0.101	2.02% 0.00	■	24/04/24 09:23:09	5,809 581.13
SAF TEHNIKA AS LV0000101129	6.24	-0.32% -0.02		24/04/23 14:06:25	219 1,366.52
SIGULDAS CILTSLIETU UN MA... LV0000100600	7.25	0.00% 0.00		24/04/22 09:00:04	89 645.25