

OMX BALTIC BALTIC 10

ISIN: SE0001850033 WKN: -

Overview

2024/07/26 15:04:59

Price

266.9215 EURDifference  -0.17% (-0.46)

General attributes

ISIN SE0001850033

Symbol -

Country Latvia

Instruments in index 9

Type of index -

Security type Index

Market data

Open 267.3598 EUR

High 268.3817 EUR

Low 266.7622 EUR

Close (prev. day) 267.3774 EUR

Trading volume (m) -

Volume (pcs) -

Top 5

Name 	Price	+ - (%) 	Trend 
LHV GROUP ...	3.485	+0.43	

Intraday 1W 1M 6m 1Y 3Y

Flop 5

Name 	Price	+ - (%) 	Trend 
KN ENERGIE...	0.231	-2.53	

TKM GRUPP ... 9.53 -1.24 TALLINK GR... 0.585 -0.51 SILVANO FA... 1.055 -0.47 MERKO EHIT... 16.46 -0.24 

Intraday 1W 1M 6m 1Y 3Y

Futures and Options

Related Futures -

Related Options -

5Y












Information about previous performance does not guarantee future performance.

Source: FactSet

Recent research

on market

Date	Headline	Download 
2024/07/25	 CEE Special Report Can we work more for longer?	
2024/07/22	 CEE Baltics Economic performance further diver...	
2024/07/22	 Will Hungarian central bank pause or continue with...	
2024/07/18	 Western Balkan and the EU - who is ready?	
2024/07/15	 Data mix in the week to come	

Details

2024/07/26 15:04:59

Price

266.9215 EURDifference  -0.17% (-0.46)

General attributes

ISIN SE0001850033

Symbol -

Country Latvia

Security type Index

Instruments in index 9

Market data

Open 267.3598 EUR

High 268.3817 EUR

Low 266.7622 EUR

Close (prev. day) 267.3774 EUR

Trading volume (m) -

Volume (pcs) -

Performance and Risk

	6m	1Y	3Y
Perf (%)	-5.46%	-8.82%	-10.27%
Perf (abs.)	-15.42	-25.82	-30.56
Beta	-	-	-
Volatility	6.51	6.74	12.38



Information about previous performance does not guarantee future performance.

Source: FactSet

Price data

Ø price 5 days Ø volume 5 days (pcs.)	268.1254 EUR (0)
Ø price 30 days Ø volume 30 days (pcs.)	269.0566 EUR (0)
Ø price 100 days Ø volume 100 days (pcs.)	276.2534 EUR (0)
Ø price 250 days Ø volume 250 days (pcs.)	281.0544 EUR (0)
YTD High date	288.1636 EUR (2024/01/16)
YTD Low date	264.6375 EUR (2024/07/02)
52 Weeks High date	295.5694 EUR (2023/08/01)
52 Weeks Low date	264.6375 EUR (2024/07/02)

Composition

Name  ISIN	Price	Diff %  Diff +/-	Performance 	Date Time	Turnover Pc.  Turnover Money 
KN ENERGIES AB LT0000111650	0.231	-2.53% -0.01		24/07/26 15:30:00	43,557 10,184.66
LHV GROUP AS EUR0.1 EE3100102203	3.485	0.43% 0.02		24/07/26 15:30:00	251,986 874,884.70
MERKO EHITUS AS EE3100098328	16.46	-0.24% -0.04		24/07/26 15:30:00	2,263 37,172.56
SIAULIU BANKAS LT0000102253	0.715	-0.14% -0.00		24/07/26 15:30:00	125,541 89,769.16
SILVANO FASHION GROUP AS EE3100001751	1.055	-0.47% -0.01		24/07/26 15:30:00	6,523 6,886.38
TALLINK GRUPP AS EE3100004466	0.585	-0.51% -0.00		24/07/26 15:30:00	228,050 134,449.36
TALLINNA VESI AS EE3100026436	10.30	0.00% 0.00		24/07/26 15:30:00	235 2,420.50
TELIA LIETUVA AB LT0000123911	1.58	0.00% 0.00		24/07/26 15:30:00	22,717 35,932.41
TKM GRUPP AS EE0000001105	9.53	-1.24% -0.12		24/07/26 15:30:00	7,855 75,679.35