

## OMX BALTIC BALTIC 10

ISIN: SE0001850033 WKN: -

## Overview

2024/07/17 11:28:34

Price

**269.2584** EURDifference  -0.01% (-0.03)

## General attributes

ISIN SE0001850033

Symbol -

Country Latvia

Instruments in index 9

Type of index -

Security type Index

## Market data

Open 269.3402 EUR

High 269.5158 EUR

Low 268.8821 EUR

Close (prev. day) 269.2843 EUR

Trading volume (m) -

Volume (pcs) -

## Top 5

Name 	Price	+ - (%) 	Trend 
SIAULIU BA...	0.711	+0.99	
TALLINNA V...	10.35	+0.98	
TELIA LIET...	1.565	+0.64	
SILVANO FA...	1.065	+0.47	
KN ENERGIE...	0.247	+0.41	

Intraday 1W 1M 6m 1Y 3Y

## Flop 5

Name 	Price	+ - (%) 	Trend 
TALLINK GR...	0.615	-0.65	
MERKO EHIT...	16.74	-0.12	
TKM GRUPP ...	9.66	-0.10	

Intraday 1W 1M 6m 1Y 3Y

## Futures and Options

Related Futures -

Related Options -

5Y














Information about previous performance does not guarantee future performance.

Source: FactSet

## Recent research

## on market

Date	Headline	Download 
2024/07/15	 Data mix in the week to come	
2024/07/08	 Central bank meeting in Serbia and June's inflatio...	
2024/07/03	 Poland Special Report   Energy prices to propel in...	
2024/07/02	 Tail-wind for bonds from lower interest rate envir...	
2024/06/30	 Two more central banks meet this week	

## Details

2024/07/17 11:28:34

Price

**269.2584** EURDifference  -0.01% (-0.03)

## General attributes

ISIN SE0001850033

Symbol -

Country Latvia

Security type Index

Instruments in index 9

## Market data

Open 269.3402 EUR

High 269.5158 EUR

Low 268.8821 EUR

Close (prev. day) 269.2843 EUR

Trading volume (m) -

Volume (pcs) -

## Performance and Risk

	6m	1Y	3Y
Perf (%)	-6.45%	-7.83%	-7.19%
Perf (abs.)	-18.57	-22.88	-20.85
Beta	-	-	-
Volatility	6.63	6.80	12.44



5Y

Information about previous performance does not guarantee future performance.  
Source: FactSet

## Price data

Ø price 5 days   Ø volume 5 days (pcs.)	269.5286 EUR (0)
Ø price 30 days   Ø volume 30 days (pcs.)	271.6596 EUR (0)
Ø price 100 days   Ø volume 100 days (pcs.)	277.3185 EUR (0)
Ø price 250 days   Ø volume 250 days (pcs.)	281.8538 EUR (0)
YTD High   date	288.1636 EUR (2024/01/16)
YTD Low   date	264.6375 EUR (2024/07/02)
52 Weeks High   date	295.5694 EUR (2023/08/01)
52 Weeks Low   date	264.6375 EUR (2024/07/02)

## Composition

Name  ISIN	Price	Diff %  Diff +/-	Performance 	Date Time	Turnover Pc.  Turnover Money 
KN ENERGIES AB LT0000111650	0.247	0.41% 0.00		24/07/17 11:27:14	56,786 13,770.91
LHV GROUP AS EUR0.1 EE3100102203	3.45	0.00% 0.00		24/07/17 11:24:52	27,093 93,495.32
MERKO EHITUS AS EE3100098328	16.74	-0.12% -0.02		24/07/17 11:16:30	704 11,797.40
SIAULIU BANKAS LT0000102253	0.711	0.99% 0.01		24/07/17 11:18:09	205,117 145,162.45
SILVANO FASHION GROUP AS EE3100001751	1.065	0.47% 0.01		24/07/17 11:15:06	5,065 4,849.09
TALLINK GRUPP AS EE3100004466	0.615	-0.65% -0.00		24/07/17 11:28:27	39,947 24,688.37
TALLINNA VESI AS EE3100026436	10.35	0.98% 0.10		24/07/17 11:20:18	2,949 30,244.00
TELIA LIETUVA AB LT0000123911	1.565	0.64% 0.01		24/07/17 11:28:02	5,436 8,434.29
TKM GRUPP AS EE0000001105	9.66	-0.10% -0.01		24/07/17 11:20:12	1,384 13,361.51