

OMX BALTIC BALTIC 10

ISIN: SE0001850033 WKN: -

Overview

2024/06/28 15:04:59

Price

267.4311 EURDifference  -0.11% (-0.29)

General attributes

ISIN SE0001850033

Symbol -

Country Latvia

Instruments in index 9

Type of index -

Security type Index

Market data

Open 267.3751 EUR

High 267.6915 EUR

Low 267.0439 EUR

Close (prev. day) 267.7223 EUR

Trading volume (m) -

Volume (pcs) -

Top 5

Name 	Price	+ - (%) 	Trend 
KN ENERGIE...	0.227	+0.44	
TELIA LIET...	1.545	+0.32	
SIAULIU BA...	0.689	+0.29	

Intraday 1W 1M 6m 1Y 3Y

Flop 5

Name 	Price	+ - (%) 	Trend 
TALLINK GR...	0.642	-0.77	
LHV GROUP ...	3.41	-0.73	
MERKO EHIT...	16.44	-0.12	

Intraday 1W 1M 6m 1Y 3Y

Futures and Options

Related Futures -

Related Options -

5Y














Information about previous performance does not guarantee future performance.

Source: FactSet

Recent research

on market

Date	Headline	Download 
2024/06/24	 CNB set to cut rates this week, but by how much?	
2024/06/18	 Time to spend or to save? Households' situation af...	
2024/06/17	 The last cut in Hungary for the time being	
2024/06/12	 CEE Inflation will remain a key indicator to fol...	
2024/06/10	 Is Serbia ready to cut? Inflation numbers across C...	

Details

2024/06/28 15:04:59

Price

267.4311 EURDifference  -0.11% (-0.29)

General attributes

ISIN SE0001850033

Symbol -

Country Latvia

Security type Index

Instruments in index 9

Market data

Open 267.3751 EUR

High 267.6915 EUR

Low 267.0439 EUR

Close (prev. day) 267.7223 EUR

Trading volume (m) -

Volume (pcs) -

Performance and Risk

	6m	1Y	3Y
Perf (%)	-4.45%	-7.45%	-4.71%
Perf (abs.)	-12.46	-21.52	-13.21
Beta	-	-	-
Volatility	6.89	6.71	12.45



5Y

Information about previous performance does not guarantee future performance.
Source: FactSet

Price data

Ø price 5 days Ø volume 5 days (pcs.)	268.0428 EUR (0)
Ø price 30 days Ø volume 30 days (pcs.)	274.1116 EUR (0)
Ø price 100 days Ø volume 100 days (pcs.)	279.0641 EUR (0)
Ø price 250 days Ø volume 250 days (pcs.)	282.9183 EUR (0)
YTD High date	288.1636 EUR (2024/01/16)
YTD Low date	266.8360 EUR (2024/06/19)
52 Weeks High date	295.5694 EUR (2023/08/01)
52 Weeks Low date	266.8360 EUR (2024/06/19)

Composition

Name  ISIN	Price	Diff %  Diff +/-	Performance 	Date Time	Turnover Pc.  Turnover Money 
KN ENERGIES AB LT0000111650	0.227	0.44% 0.00		24/06/28 15:30:00	16,414 3,702.08
LHV GROUP AS EUR0.1 EE3100102203	3.41	-0.73% -0.03		24/06/28 15:30:00	51,876 177,177.18
MERKO EHITUS AS EE3100098328	16.44	-0.12% -0.02		24/06/28 15:30:00	2,235 36,758.62
SIAULIU BANKAS LT0000102253	0.689	0.29% 0.00		24/06/28 15:30:00	260,039 178,897.27
SILVANO FASHION GROUP AS EE3100001751	1.07	0.00% 0.00		24/06/28 15:30:00	11,371 12,160.35
TALLINK GRUPP AS EE3100004466	0.642	-0.77% -0.01		24/06/28 15:30:00	116,854 75,277.11
TALLINNA VESI AS EE3100026436	10.25	0.00% 0.00		24/06/28 15:30:00	1,695 17,364.15
TELIA LIETUVA AB LT0000123911	1.545	0.32% 0.01		24/06/28 15:30:00	15,923 24,437.05
TKM GRUPP AS EE0000001105	9.50	0.00% 0.00		24/06/28 15:30:00	4,229 40,157.00