

OMX BALTIC BALTIC 10

ISIN: SE0001850033 WKN: -

Overview

2024/04/26 15:04:59

Price

279.5985 EURDifference  -0.05% (-0.14)

General attributes

ISIN SE0001850033

Symbol -

Country Latvia

Instruments in index 9

Type of index -

Security type Index

Market data

Open 279.4535 EUR

High 280.0983 EUR

Low 279.1597 EUR

Close (prev. day) 279.7412 EUR

Trading volume (m) -

Volume (pcs) -

Top 5

Name 	Price	+ - (%) 	Trend 
TALLINNA V...	10.60	+0.95	
KN ENERGIE...	0.226	+0.44	
SIAULIU BA...	0.671	+0.30	
TELIA LIET...	1.695	+0.30	
MERKO EHIT...	17.22	+0.12	

Intraday 1W 1M 6m 1Y 3Y

Flop 5

Name 	Price	+ - (%) 	Trend 
TALLINK GR...	0.722	-1.37	
TKM GRUPP ...	9.72	-0.31	
LHV GROUP ...	3.49	-0.29	

Intraday 1W 1M 6m 1Y 3Y

Futures and Options

Related Futures -

Related Options -

5Y













Information about previous performance does not guarantee future performance.

Source: FactSet

Recent research

on market

Date	Headline	Download 
2024/04/23	 CEE Special Report Strong growth in CEE economie...	
2024/04/21	 Hungarian central bank to cut rates further	
2024/04/18	 CEE corporate bond rally	
2024/04/15	 Parliamentary elections in Croatia	
2024/04/11	 Less aggressive monetary easing to come	

Details

2024/04/26 15:04:59

Price

279.5985 EURDifference  -0.05% (-0.14)

General attributes

ISIN SE0001850033

Symbol -

Country Latvia

Security type Index

Instruments in index 9

Market data

Open 279.4535 EUR

High 280.0983 EUR

Low 279.1597 EUR

Close (prev. day) 279.7412 EUR

Trading volume (m) -

Volume (pcs) -

Performance and Risk

	6m	1Y	3Y
Perf (%)	-0.14%	-5.77%	+0.94%
Perf (abs.)	-0.40	-17.11	+2.60
Beta	-	-	-
Volatility	6.29	6.33	12.46



5Y

Information about previous performance does not guarantee future performance.
Source: FactSet

Price data

Ø price 5 days Ø volume 5 days (pcs.)	278.9011 EUR (0)
Ø price 30 days Ø volume 30 days (pcs.)	280.5772 EUR (0)
Ø price 100 days Ø volume 100 days (pcs.)	282.0444 EUR (0)
Ø price 250 days Ø volume 250 days (pcs.)	285.6000 EUR (0)
YTD High date	288.1636 EUR (2024/01/16)
YTD Low date	277.4340 EUR (2024/04/23)
52 Weeks High date	299.1151 EUR (2023/05/02)
52 Weeks Low date	275.8999 EUR (2023/12/06)

Composition

Name  ISIN	Price	Diff %  Diff +/-	Performance 	Date Time	Turnover Pc.  Turnover Money 
KN ENERGIES AB LT0000111650	0.226	0.44% 0.00		24/04/26 14:36:25	13,285 2,989.97
LHV GROUP AS EUR0.1 EE3100102203	3.49	-0.29% -0.01		24/04/26 14:59:49	21,029 73,420.77
MERKO EHITUS AS EE3100098328	17.22	0.12% 0.02		24/04/26 14:41:14	1,148 19,756.06
SIAULIU BANKAS LT0000102253	0.671	0.30% 0.00		24/04/26 14:59:37	470,943 315,542.78
SILVANO FASHION GROUP AS EE3100001751	1.09	0.00% 0.00		24/04/26 14:51:46	3,235 1,649.30
TALLINK GRUPP AS EE3100004466	0.722	-1.37% -0.01		24/04/26 14:59:56	326,088 236,100.03
TALLINNA VESI AS EE3100026436	10.60	0.95% 0.10		24/04/26 14:45:01	407 3,774.30
TELIA LIETUVA AB LT0000123911	1.695	0.30% 0.01		24/04/26 14:47:52	12,545 21,193.84
TKM GRUPP AS EE0000001105	9.72	-0.31% -0.03		24/04/26 14:59:43	4,489 43,691.04