

SLOVENIA(REP OF) SBITOP

ISIN: **SI0026109882** WKN: -

Overview

2024/09/18 16:00:00

Price

1,606.35 EURDifference  0.27% (4.29)

General attributes

ISIN SI0026109882

Symbol -

Country Slovenia

Instruments in index 6

Type of index -

Security type Index

Market data

Open 1,602.06 EUR

High 1,609.70 EUR

Low 1,595.86 EUR

Close (prev. day) 1,602.06 EUR

Trading volume (m) -

Volume (pcs) -

Top 5

Name 	Price	+ - (%) 	Trend 
TELEKOM SL...	71.50	+0.70	
PETROL LJU...	30.00	+0.67	
POZAVAROVA...	38.60	+0.52	
LUKA KOPER...	39.00	+0.52	

Intraday 1W 1M 6m 1Y 3Y

Flop 5

Name 	Price	+ - (%) 	Trend 
LUKA KOPER...	39.00	+0.52	
POZAVAROVA...	38.60	+0.52	
PETROL LJU...	30.00	+0.67	
TELEKOM SL...	71.50	+0.70	

Intraday 1W 1M 6m 1Y 3Y

Futures and Options

Related Futures -

Related Options -











5Y



Information about previous performance does not guarantee future performance.

Source: FactSet

Recent research

on market		
Date	Headline	Download
2024/09/18	 Credit Markets Weekly	
2024/09/16	 Slovenia Y24 GDP outlook taking a hit, with grow...	
2024/09/16	 Industry, producer prices and labor market data	
2024/09/13	 Week Ahead	
2024/09/13	 CEE Germany's underperformance is sneaking into ...	

Details

2024/09/18 16:00:00

Price

1,606.35 EUR

Difference



0.27% (4.29)

General attributes

ISIN SI0026109882

Symbol -

Country Slovenia

Security type Index

Instruments in index 6

Market data

Open 1,602.06 EUR

High 1,609.70 EUR

Low 1,595.86 EUR

Close (prev. day) 1,602.06 EUR

Trading volume (m) -

Volume (pcs) -

Performance and Risk

	6m	1Y	3Y
Perf (%)	+10.55%	+39.18%	+38.16%
Perf (abs.)	+153.35	+452.19	+443.67
Beta	-	-	-
Volatility	13.69	11.63	14.42

1,600.00

1,400.00

1,200.00

1,000.00

800.00

2020

2021

2022

2023

2024

5Y








Information about previous performance does not guarantee future performance.

Source: FactSet

Price data

Ø price 5 days Ø volume 5 days (pcs.)	1,605.59 EUR (0)
Ø price 30 days Ø volume 30 days (pcs.)	1,600.33 EUR (0)
Ø price 100 days Ø volume 100 days (pcs.)	1,564.69 EUR (0)
Ø price 250 days Ø volume 250 days (pcs.)	1,401.45 EUR (0)
YTD High date	1,704.61 EUR (2024/07/17)
YTD Low date	1,246.83 EUR (2024/01/03)
52 Weeks High date	1,704.61 EUR (2024/07/17)
52 Weeks Low date	1,154.55 EUR (2023/09/19)

Composition

Name  ISIN	Price	Diff %  Diff +/-	Performance 	Date Time	Turnover Pc.  Turnover Money 
KRKA DD NPV SI0031102120	136.50	-0.37% -0.50		24/09/18 15:24:45	2,376 325,764.50
LUKA KOPER NPV SI0031101346	39.00	0.52% 0.20		24/09/18 14:23:05	1,080 41,881.90
PETROL LJUBLJANA NPV SI0031102153	30.00	0.67% 0.20		24/09/18 14:15:59	610 18,226.00
POZAVAROVALNICA SAVA D. D... SI0021110513	38.60	0.52% 0.20		24/09/18 12:06:10	6,954 268,342.20
TELEKOM SLOVENIJE NPV SI0031104290	71.50	0.70% 0.50		24/09/18 14:23:48	300 21,425.00
ZAVAROVALNICA TRIGLAV NPV SI0021111651	38.00	0.00% 0.00		24/09/18 15:07:51	1,581 59,964.20