

## SLOVENIA(REP OF) SBITOP

ISIN: **SI0026109882** WKN: -

## Overview

2024/07/26 16:00:00

Price

**1,620.85** EURDifference  1.05% (16.79)

## General attributes

ISIN SI0026109882

Symbol -

Country Slovenia

Instruments in index 6

Type of index -

Security type Index

## Market data

Open 1,604.06 EUR

High 1,629.49 EUR

Low 1,604.06 EUR

Close (prev. day) 1,604.06 EUR

Trading volume (m) -





Volume (pcs) -

## Top 5

Name 	Price	+ - (%) 	Trend 
PETROL LJU...	31.40	+3.29 	
LUKA KOPER...	40.40	+1.00 	
ZAVAROVAN...	36.90	+0.82 	
TELEKOM SL...	76.50	+0.66 	

Intraday 1W 1M 6m 1Y 3Y

## Flop 5

Name 	Price	+ - (%) 	Trend 
POZAVAROVA...	37.60	-0.53 	

Intraday 1W 1M 6m 1Y 3Y

## Futures and Options

Related Futures -

Related Options -

5Y

1,600.00

1,400.00

1,200.00

1,000.00

800.00

2020

2021

2022

2023












2024

Information about previous performance does not guarantee future performance.

Source: FactSet

## Recent research

on market

Date	Headline	Download 
2024/07/26	 Week Ahead	
2024/07/25	 CEE Special Report   Can we work more for longer?	
2024/07/24	 Credit Markets Weekly	
2024/07/22	 CEE   Baltics   Economic performance further diver...	
2024/07/22	 Will Hungarian central bank pause or continue with...	

## Details

2024/07/26 16:00:00

Price

**1,620.85** EUR

Difference



1.05% (16.79)

## General attributes

ISIN SI0026109882

Symbol -

Country Slovenia

Security type Index

Instruments in index 6

## Market data

Open 1,604.06 EUR

High 1,629.49 EUR

Low 1,604.06 EUR

Close (prev. day) 1,604.06 EUR

Trading volume (m) -

Volume (pcs) -

## Performance and Risk

	6m	1Y	3Y
Perf (%)	+24.82%	+29.25%	+42.28%
Perf (abs.)	+323.08	+367.76	+482.81
Beta	-	-	-
Volatility	11.66	11.24	14.08

5Y










Information about previous performance does not guarantee future performance.

Source: FactSet

## Price data

Ø price 5 days   Ø volume 5 days (pcs.)	1,638.28 EUR (0)
Ø price 30 days   Ø volume 30 days (pcs.)	1,606.99 EUR (0)
Ø price 100 days   Ø volume 100 days (pcs.)	1,502.51 EUR (0)
Ø price 250 days   Ø volume 250 days (pcs.)	1,340.98 EUR (0)
YTD High   date	1,704.61 EUR (2024/07/17)
YTD Low   date	1,246.83 EUR (2024/01/03)
52 Weeks High   date	1,704.61 EUR (2024/07/17)
52 Weeks Low   date	1,132.40 EUR (2023/08/23)

## Composition

Name  ISIN	Price	Diff %  Diff +/-	Performance 	Date Time	Turnover Pc.  Turnover Money 
KRKA DD NPV SI0031102120	132.00	-% -		24/07/26 15:24:42	11,748 1,566,077.00
LUKA KOPER NPV SI0031101346	40.40	1.00% 0.40		24/07/26 14:22:14	97 3,898.40
PETROL LJUBLJANA NPV SI0031102153	31.40	3.29% 1.00		24/07/26 15:02:05	3,647 113,007.00
POZAVAROVALNICA SAVA D. D... SI0021110513	37.60	-0.53% -0.20		24/07/26 15:10:51	2,596 97,768.40
TELEKOM SLOVENIJE NPV SI0031104290	76.50	0.66% 0.50		24/07/26 12:59:24	1,141 87,271.50
ZAVAROVALNICA TRIGLAV NPV SI0021111651	36.90	0.82% 0.30		24/07/26 14:35:15	1,667 61,798.60