

SLOVENIA(REP OF) SBITOP

ISIN: **SI0026109882** WKN: -

Overview

2024/07/17 13:57:23

Price

1,683.66 EURDifference  -0.59% (-9.91)

General attributes

ISIN	SI0026109882
Symbol	-
Country	Slovenia
Instruments in index	6
Type of index	-
Security type	Index

Market data

Open	1,696.90 EUR
High	1,704.61 EUR
Low	1,677.55 EUR
Close (prev. day)	1,693.57 EUR
Trading volume (m)	-
Volume (pcs)	-

Top 5

Name	Price	+ - (%)	Trend
TELEKOM SL...	75.50	+2.03	
ZAVAROVALN...	37.50	+1.08	
POZAVAROVA...	37.40	+0.54	

Intraday 1W 1M 6m 1Y 3Y

Flop 5

Name	Price	+ - (%)	Trend
PETROL LJU...	31.20	-3.41	
LUKA KOPER...	41.90	-0.24	

Intraday 1W 1M 6m 1Y 3Y

Futures and Options

Related Futures	-
Related Options	-

5Y



Information about previous performance does not guarantee future performance.

Source: FactSet

Recent research

on market

Date	Headline	Download
2024/07/17	 Credit Markets Weekly	
2024/07/15	 CSSD market 1H 2024: Schuldschein market gives way...	
2024/07/15	 Data mix in the week to come	
2024/07/12	 Week Ahead	
2024/07/10	 Credit Markets Weekly	

Details

2024/07/17 13:57:23

Price

1,683.66 EURDifference  -0.59% (-9.91)

General attributes

ISIN SI0026109882

Symbol -

Country Slovenia

Security type Index

Instruments in index 6

Market data

Open 1,696.90 EUR

High 1,704.61 EUR

Low 1,677.55 EUR

Close (prev. day) 1,693.57 EUR

Trading volume (m) -

Volume (pcs) -

Performance and Risk

	6m	1Y	3Y
Perf (%)	+31.32%	+34.20%	+45.20%
Perf (abs.)	+401.23	+428.69	+523.67
Beta	-	-	-
Volatility	10.62	10.75	13.99

1,600.00

1,400.00

1,200.00

1,000.00

800.00

2020

2021

2022

2023

2024

5Y












Information about previous performance does not guarantee future performance.

Source: FactSet

Price data

Ø price 5 days Ø volume 5 days (pcs.)	1,660.22 EUR (0)
Ø price 30 days Ø volume 30 days (pcs.)	1,579.84 EUR (0)
Ø price 100 days Ø volume 100 days (pcs.)	1,486.10 EUR (0)
Ø price 250 days Ø volume 250 days (pcs.)	1,329.83 EUR (0)
YTD High date	1,704.61 EUR (2024/07/17)
YTD Low date	1,246.83 EUR (2024/01/03)
52 Weeks High date	1,704.61 EUR (2024/07/17)
52 Weeks Low date	1,132.40 EUR (2023/08/23)

Composition

Name  ISIN	Price	Diff %  Diff +/-	Performance 	Date Time	Turnover Pc.  Turnover Money 
KRKA DD NPV SI0031102120	149.50	-% -		24/07/17 13:57:23	3,223 481,166.00
LUKA KOPER NPV SI0031101346	41.90	-0.24% -0.10		24/07/17 12:59:22	325 13,597.50
PETROL LJUBLJANA NPV SI0031102153	31.20	-3.41% -1.10		24/07/17 13:42:18	13,861 438,411.60
POZAVAROVALNICA SAVA D. D... SI0021110513	37.40	0.54% 0.20		24/07/17 13:40:09	3,055 114,097.00
TELEKOM SLOVENIJE NPV SI0031104290	75.50	2.03% 1.50		24/07/17 13:17:47	948 71,384.00
ZAVAROVALNICA TRIGLAV NPV SI0021111651	37.50	1.08% 0.40		24/07/17 13:49:25	1,948 72,523.10