

## SLOVENIA(REP OF) SBITOP

ISIN: **SI0026109882** WKN: -

## Overview

2024/06/28 16:00:00

Price

**1,577.93** EURDifference  0.73% (11.50)

## General attributes

ISIN SI0026109882

Symbol -

Country Slovenia

Instruments in index 6

Type of index -

Security type Index

## Market data

Open 1,568.11 EUR

High 1,577.93 EUR

Low 1,566.85 EUR

Close (prev. day) 1,566.43 EUR

Trading volume (m) -

Volume (pcs) -

## Top 5

Name 	Price	+ - (%) 	Trend 
LUKA KOPER...	38.80	+2.11 	
TELEKOM SL...	73.50	+1.38 	
PETROL LJU...	29.70	+1.02 	

Intraday 1W 1M 6m 1Y 3Y

## Flop 5

Name 	Price	+ - (%) 	Trend 
POZAVAROVA...	32.60	-0.61 	
ZAVAROVALN...	35.10	-0.28 	

Intraday 1W 1M 6m 1Y 3Y

## Futures and Options

Related Futures -

Related Options -

5Y













Information about previous performance does not guarantee future performance.

Source: FactSet

## Recent research

on market

Date	Headline	Download
2024/06/28	 Week Ahead	
2024/06/26	 Credit Markets Weekly	
2024/06/24	 CNB set to cut rates this week, but by how much?	
2024/06/21	 Week Ahead	
2024/06/21	 Global Equity Ratings	

## Details

2024/06/28 16:00:00

Price

**1,577.93** EUR

Difference



0.73% (11.50)

## General attributes

ISIN SI0026109882

Symbol -

Country Slovenia

Security type Index

Instruments in index 6

## Market data

Open 1,568.11 EUR

High 1,577.93 EUR

Low 1,566.85 EUR

Close (prev. day) 1,566.43 EUR

Trading volume (m) -

Volume (pcs) -

## Performance and Risk

	6m	1Y	3Y
Perf (%)	+25.61%	+28.78%	+38.68%
Perf (abs.)	+320.91	+351.76	+439.00
Beta	-	-	-
Volatility	9.93	10.47	13.90






Information about previous performance does not guarantee future performance.

Source: FactSet

## Price data

Ø price 5 days   Ø volume 5 days (pcs.)	1,561.40 EUR (0)
Ø price 30 days   Ø volume 30 days (pcs.)	1,525.65 EUR (0)
Ø price 100 days   Ø volume 100 days (pcs.)	1,453.67 EUR (0)
Ø price 250 days   Ø volume 250 days (pcs.)	1,309.80 EUR (0)
YTD High   date	1,598.47 EUR (2024/06/19)
YTD Low   date	1,246.83 EUR (2024/01/03)
52 Weeks High   date	1,598.47 EUR (2024/06/19)
52 Weeks Low   date	1,132.40 EUR (2023/08/23)

## Composition

Name  ISIN	Price	Diff %  Diff +/-	Performance 	Date Time	Turnover Pc.  Turnover Money 
KRKA DD NPV SI0031102120	138.00	0.73% 1.00		24/06/28 15:24:05	5,349 737,977.50
LUKA KOPER NPV SI0031101346	38.80	2.11% 0.80		24/06/28 14:03:27	12 465.60
PETROL LJUBLJANA NPV SI0031102153	29.70	1.02% 0.30		24/06/28 15:24:39	4,245 125,017.10
POZAVAROVALNICA SAVA D. D... SI0021110513	32.60	-0.61% -0.20		24/06/28 14:48:33	2,050 67,080.00
TELEKOM SLOVENIJE NPV SI0031104290	73.50	1.38% 1.00		24/06/28 14:33:06	2,856 209,916.00
ZAVAROVALNICA TRIGLAV NPV SI0021111651	35.10	-0.28% -0.10		24/06/28 14:25:57	1,100 38,742.50