

SLOVENIA(REP OF) SBITOP

ISIN: **SI0026109882** WKN: -

Overview

2024/05/03 16:00:00

Price

1,441.43 EURDifference  1.06% (15.16)

General attributes

ISIN SI0026109882

Symbol -

Country Slovenia

Instruments in index 6

Type of index -

Security type Index

Market data

Open 1,426.27 EUR

High 1,441.43 EUR

Low 1,426.27 EUR

Close (prev. day) 1,426.27 EUR

Trading volume (m) -

Volume (pcs) -

Top 5

| Name  | Price | + - (%)  | Trend  |
|--|-------|---|---|
| ZAVAROVANJE... | 34.50 | +2.37  |  |
| TELEKOM SL... | 69.50 | +2.21  |  |
| PETROL LJU... | 27.90 | +0.36  |  |

Intraday 1W 1M 6m 1Y 3Y

Flop 5

| Name  | Price | + - (%)  | Trend  |
|--|-------|---|---|
| LUKA KOPER... | 34.90 | -0.29  |  |

Intraday 1W 1M 6m 1Y 3Y

Futures and Options

Related Futures -

Related Options -

5Y













Information about previous performance does not guarantee future performance.

Source: FactSet

Recent research

on market

| Date | Headline | Download |
|------------|---|---|
| 2024/05/03 |  Week Ahead |  |
| 2024/05/02 |  FX markets reflect uncertain interest rate outlook |  |
| 2024/04/30 |  Credit Markets Weekly |  |
| 2024/04/29 |  Focus on GDP data and central bank meeting in Czec... |  |
| 2024/04/26 |  Week Ahead |  |

Details

2024/05/03 16:00:00

Price

1,441.43 EUR

Difference



1.06% (15.16)

General attributes

ISIN SI0026109882

Symbol -

Country Slovenia

Security type Index

Instruments in index 6

Market data

Open 1,426.27 EUR

High 1,441.43 EUR

Low 1,426.27 EUR

Close (prev. day) 1,426.27 EUR

Trading volume (m) -

Volume (pcs) -

Performance and Risk

| | 6m | 1Y | 3Y |
|-------------|---------|---------|---------|
| Perf (%) | +22.57% | +17.20% | +34.37% |
| Perf (abs.) | +264.74 | +211.01 | +367.84 |
| Beta | - | - | - |
| Volatility | 9.73 | 10.24 | 13.95 |






5Y

Information about previous performance does not guarantee future performance.
Source: FactSet

Price data

| | |
|---|---------------------------|
| Ø price 5 days Ø volume 5 days (pcs.) | 1,427.02 EUR (0) |
| Ø price 30 days Ø volume 30 days (pcs.) | 1,439.99 EUR (0) |
| Ø price 100 days Ø volume 100 days (pcs.) | 1,357.80 EUR (0) |
| Ø price 250 days Ø volume 250 days (pcs.) | 1,265.77 EUR (0) |
| YTD High date | 1,471.83 EUR (2024/04/08) |
| YTD Low date | 1,246.83 EUR (2024/01/03) |
| 52 Weeks High date | 1,471.83 EUR (2024/04/08) |
| 52 Weeks Low date | 1,132.40 EUR (2023/08/23) |

Composition

| Name  ISIN | Price | Diff %  Diff +/- | Performance  | Date Time | Turnover Pc.  Turnover Money  |
|--|--------|--|---|----------------------|--|
| KRKA DD NPV SI0031102120 | 126.50 | 0.40% 0.50 |  | 24/05/03 14:34:26 | 1,763 222,847.50 |
| LUKA KOPER NPV SI0031101346 | 34.90 | -0.29% -0.10 |  | 24/05/03 12:07:06 | 967 33,635.90 |
| PETROL LJUBLJANA NPV SI0031102153 | 27.90 | 0.36% 0.10 |  | 24/05/03 14:44:53 | 3,833 106,725.70 |
| POZAVAROVALNICA SAVA D. D... SI0021110513 | 30.20 | 0.00% 0.00 | | 24/05/03 14:49:26 | 749 22,615.80 |
| TELEKOM SLOVENIJE NPV SI0031104290 | 69.50 | 2.21% 1.50 |  | 24/05/03 13:40:10 | 348 24,109.00 |
| ZAVAROVALNICA TRIGLAV NPV SI0021111651 | 34.50 | 2.37% 0.80 |  | 24/05/03 14:46:38 | 67 2,296.50 |