

## SLOVENIA(REP OF) SBITOP

ISIN: **SI0026109882** WKN: -

## Overview

2024/04/30 16:00:00

Price

**1,426.27** EURDifference  -0.06% (-0.90)

## General attributes

ISIN SI0026109882

Symbol -

Country Slovenia

Instruments in index 6

Type of index -

Security type Index

## Market data

Open 1,427.37 EUR

High 1,429.41 EUR

Low 1,424.26 EUR

Close (prev. day) 1,427.17 EUR

Trading volume (m) -


Volume (pcs) -

## Top 5

Name  Price +/- (%)  TrendPOZAVAROVA... 30.20 +0.67 

Intraday 1W 1M 6m 1Y 3Y

## Flop 5

Name  Price +/- (%)  TrendZAVAROVALN... 33.70 -0.30 

Intraday 1W 1M 6m 1Y 3Y

## Futures and Options

Related Futures -

Related Options -

5Y













Information about previous performance does not guarantee future performance.

Source: FactSet

## Recent research

## on market

| Date       | Headline  | Download  |
|------------|---|---|
| 2024/05/02 |  FX markets reflect uncertain interest rate outlook    |  |
| 2024/04/30 |  Credit Markets Weekly                                 |  |
| 2024/04/29 |  Focus on GDP data and central bank meeting in Czec... |  |
| 2024/04/26 |  Week Ahead  |  |
| 2024/04/26 |  Global Equity Ratings                                 |  |

## Details

2024/04/30 16:00:00

Price

**1,426.27** EUR

Difference

**-0.06%** (-0.90)

## General attributes

ISIN SI0026109882

Symbol -

Country Slovenia

Security type Index

Instruments in index 6

## Market data

Open 1,427.37 EUR

High 1,429.41 EUR

Low 1,424.26 EUR

Close (prev. day) 1,427.17 EUR

Trading volume (m) -

Volume (pcs) -

## Performance and Risk

|             | 6m      | 1Y      | 3Y      |
|-------------|---------|---------|---------|
| Perf (%)    | +22.43% | +15.97% | +33.87% |
| Perf (abs.) | +261.27 | +196.46 | +360.85 |
| Beta        | -       | -       | -       |
| Volatility  | 9.74    | 10.21   | 13.94   |












5Y

Information about previous performance does not guarantee future performance.  
Source: FactSet

## Price data

|   |                           |
|---|---------------------------|
| Ø price 5 days   Ø volume 5 days (pcs.)     | 1,422.63 EUR (0)          |
| Ø price 30 days   Ø volume 30 days (pcs.)   | 1,440.49 EUR (0)          |
| Ø price 100 days   Ø volume 100 days (pcs.) | 1,355.67 EUR (0)          |
| Ø price 250 days   Ø volume 250 days (pcs.) | 1,264.94 EUR (0)          |
| YTD High   date                             | 1,471.83 EUR (2024/04/08) |
| YTD Low   date                              | 1,246.83 EUR (2024/01/03) |
| 52 Weeks High   date                        | 1,471.83 EUR (2024/04/08) |
| 52 Weeks Low   date                         | 1,132.40 EUR (2023/08/23) |

## Composition

| Name <br>ISIN | Price | Diff % <br>Diff +/- | Performance  | Date<br>Time         | Turnover Pc. <br>Turnover Money  |
|--|-------|--|--|----------------------|--|
| KRKA DD NPV<br>SI0031102120  | 64.80 | -%<br>-  |  | 24/05/02<br>14:20:00 | -<br>-   |
| LUKA KOPER NPV<br>SI0031101346   | 35.00 | 1.16%<br>0.40  |               | 24/04/29<br>13:32:20 | 2,274<br>77,790.00   |
| PETROL LJUBLJANA NPV<br>SI0031102153   | 27.80 | 0.00%<br>0.00  |  | 24/04/30<br>14:34:02 | 1,023<br>28,429.40   |
| POZAVAROVALNICA SAVA D. D...<br>SI0021110513   | 30.20 | 0.67%<br>0.20  |               | 24/04/30<br>14:18:09 | 1,366<br>41,020.00   |
| TELEKOM SLOVENIJE NPV<br>SI0031104290  | 68.00 | -0.73%<br>-0.50  |               | 24/04/29<br>14:06:01 | 251<br>17,181.00   |
| ZAVAROVALNICA TRIGLAV NPV<br>SI0021111651  | 33.70 | -0.30%<br>-0.10  |               | 24/04/30<br>13:01:26 | 1,878<br>63,331.40   |