

SLOVENIA(REP OF) SBITOP

ISIN: **SI0026109882** WKN: -

Overview

2024/04/26 16:00:00

Price

1,423.68 EURDifference  0.26% (3.66)

General attributes

ISIN SI0026109882

Symbol -

Country Slovenia

Instruments in index 6

Type of index -

Security type Index

Market data

Open 1,420.02 EUR

High 1,426.90 EUR

Low 1,417.44 EUR

Close (prev. day) 1,420.02 EUR

Trading volume (m) -

Volume (pcs) -

Top 5

Name 	Price	+ - (%) 	Trend 
PETROL LJU...	27.80	+1.83	
TELEKOM SL...	68.50	+1.48	

Intraday 1W 1M 6m 1Y 3Y

Flop 5

Name 	Price	+ - (%) 	Trend 
LUKA KOPER...	34.60	-1.14	
POZAVAROVA...	29.80	-0.67	

Intraday 1W 1M 6m 1Y 3Y

Futures and Options

Related Futures -

Related Options -

5Y













Information about previous performance does not guarantee future performance.

Source: FactSet

Recent research

on market

Date	Headline	Download
2024/04/26	 Week Ahead	
2024/04/26	 Global Equity Ratings	
2024/04/24	 Credit Markets Weekly	
2024/04/23	 CEE Special Report Strong growth in CEE economie...	
2024/04/21	 Hungarian central bank to cut rates further	

Details

2024/04/26 16:00:00

Price

1,423.68 EUR

Difference



0.26% (3.66)

General attributes

ISIN SI0026109882

Symbol -

Country Slovenia

Security type Index

Instruments in index 6

Market data

Open 1,420.02 EUR

High 1,426.90 EUR

Low 1,417.44 EUR

Close (prev. day) 1,420.02 EUR

Trading volume (m) -

Volume (pcs) -

Performance and Risk

	6m	1Y	3Y
Perf (%)	+22.03%	+14.87%	+34.00%
Perf (abs.)	+256.57	+184.00	+360.61
Beta	-	-	-
Volatility	9.76	10.23	13.93



5Y










Information about previous performance does not guarantee future performance.

Source: FactSet

Price data

Ø price 5 days Ø volume 5 days (pcs.)	1,416.88 EUR (0)
Ø price 30 days Ø volume 30 days (pcs.)	1,440.71 EUR (0)
Ø price 100 days Ø volume 100 days (pcs.)	1,351.36 EUR (0)
Ø price 250 days Ø volume 250 days (pcs.)	1,263.39 EUR (0)
YTD High date	1,471.83 EUR (2024/04/08)
YTD Low date	1,246.83 EUR (2024/01/03)
52 Weeks High date	1,471.83 EUR (2024/04/08)
52 Weeks Low date	1,132.40 EUR (2023/08/23)

Composition

Name  ISIN	Price	Diff %  Diff +/-	Performance 	Date Time	Turnover Pc.  Turnover Money 
KRKA DD NPV SI0031102120	64.80	-% -		24/04/26 14:20:00	- -
LUKA KOPER NPV SI0031101346	34.60	-1.14% -0.40		24/04/26 14:30:21	1,220 42,434.30
PETROL LJUBLJANA NPV SI0031102153	27.80	1.83% 0.50		24/04/26 15:09:54	4,512 124,705.60
POZAVAROVALNICA SAVA D. D... SI0021110513	29.80	-0.67% -0.20		24/04/26 14:40:43	978 29,252.40
TELEKOM SLOVENIJE NPV SI0031104290	68.50	1.48% 1.00		24/04/26 15:24:50	271 18,543.00
ZAVAROVALNICA TRIGLAV NPV SI0021111651	34.00	0.00% 0.00		24/04/26 15:24:19	3,685 125,018.00