

## SLOVENIA(REP OF) SBITOP

ISIN: **SI0026109882** WKN: -

## Overview

2024/04/25 16:00:00

Price

**1,420.02** EURDifference  0.28% (4.02)

## General attributes

ISIN SI0026109882

Symbol -

Country Slovenia

Instruments in index 6

Type of index -

Security type Index

## Market data

Open 1,422.81 EUR

High 1,432.76 EUR

Low 1,417.26 EUR

Close (prev. day) 1,416.00 EUR

Trading volume (m) -

Volume (pcs) -

## Top 5

Name 	Price	+ - (%) 	Trend 
LUKA KOPER...	35.00	+1.45 	
POZAVAROVA...	30.00	+0.67 	
PETROL LJU...	27.30	+0.37 	
ZAVAROVALN...	34.00	+0.29 	

Intraday 1W 1M 6m 1Y 3Y

## Flop 5

Name 	Price	+ - (%) 	Trend 
ZAVAROVALN...	34.00	+0.29 	
PETROL LJU...	27.30	+0.37 	
POZAVAROVA...	30.00	+0.67 	
LUKA KOPER...	35.00	+1.45 	

Intraday 1W 1M 6m 1Y 3Y

## Futures and Options

Related Futures -

Related Options -

5Y














Information about previous performance does not guarantee future performance.

Source: FactSet

## Recent research

## on market

Date	Headline	Download 
2024/04/24	 Credit Markets Weekly	
2024/04/23	 CEE Special Report   Strong growth in CEE economie...	
2024/04/21	 Hungarian central bank to cut rates further	
2024/04/19	 Week Ahead	
2024/04/18	 CEE corporate bond rally	

## Details

2024/04/25 16:00:00

Price

**1,420.02** EUR

Difference



0.28% (4.02)

## General attributes

ISIN SI0026109882

Symbol -

Country Slovenia

Security type Index

Instruments in index 6

## Market data

Open 1,422.81 EUR

High 1,432.76 EUR

Low 1,417.26 EUR

Close (prev. day) 1,416.00 EUR

Trading volume (m) -

Volume (pcs) -

## Performance and Risk

	6m	1Y	3Y
Perf (%)	+21.75%	+15.53%	+35.31%
Perf (abs.)	+254.36	+191.43	+371.65
Beta	-	-	-
Volatility	9.78	10.26	13.94



5Y

Information about previous performance does not guarantee future performance.

Source: FactSet

## Price data

Ø price 5 days   Ø volume 5 days (pcs.)	1,417.92 EUR (0)
Ø price 30 days   Ø volume 30 days (pcs.)	1,440.53 EUR (0)
Ø price 100 days   Ø volume 100 days (pcs.)	1,349.41 EUR (0)
Ø price 250 days   Ø volume 250 days (pcs.)	1,262.67 EUR (0)
YTD High   date	1,471.83 EUR (2024/04/08)
YTD Low   date	1,246.83 EUR (2024/01/03)
52 Weeks High   date	1,471.83 EUR (2024/04/08)
52 Weeks Low   date	1,132.40 EUR (2023/08/23)

## Composition

Name  ISIN	Price	Diff %  Diff +/-	Performance 	Date Time	Turnover Pc.  Turnover Money 
KRKA DD NPV SI0031102120	125.00	0.40% 0.50		24/04/25 15:00:19	7,186 899,902.50
LUKA KOPER NPV SI0031101346	35.00	1.45% 0.50		24/04/25 10:56:08	55 1,920.50
PETROL LJUBLJANA NPV SI0031102153	27.30	0.37% 0.10		24/04/25 15:24:12	2,968 81,157.40
POZAVAROVALNICA SAVA D. D... SI0021110513	30.00	0.67% 0.20		24/04/25 15:03:49	305 9,151.00
TELEKOM SLOVENIJE NPV SI0031104290	67.50	0.00% 0.00		24/04/25 11:03:03	142 9,585.00
ZAVAROVALNICA TRIGLAV NPV SI0021111651	34.00	0.29% 0.10		24/04/25 10:50:24	1,005 34,191.00