

SLOVENIA(REP OF) SBITOP

ISIN: **SI0026109882** WKN: -

Overview

2024/04/23 16:00:00

Price

1,414.23 EURDifference  0.08% (1.19)

General attributes

ISIN SI0026109882

Symbol -

Country Slovenia

Instruments in index 6

Type of index -

Security type Index

Market data

Open 1,414.74 EUR

High 1,421.02 EUR

Low 1,410.78 EUR

Close (prev. day) 1,413.04 EUR

Trading volume (m) -

Volume (pcs) -

Top 5

Name 	Price	+ - (%) 	Trend 
TELEKOM SL...	67.50	+0.75	
LUKA KOPER...	35.00	+0.57	

Intraday 1W 1M 6m 1Y 3Y

Flop 5

Name 	Price	+ - (%) 	Trend 
ZAVAROVALN...	34.00	-0.29	

Intraday 1W 1M 6m 1Y 3Y

Futures and Options

Related Futures -

Related Options -

5Y














Information about previous performance does not guarantee future performance.

Source: FactSet

Recent research

on market

Date	Headline	Download 
2024/04/23	 CEE Special Report Strong growth in CEE economie...	
2024/04/21	 Hungarian central bank to cut rates further	
2024/04/19	 Week Ahead	
2024/04/18	 CEE corporate bond rally	
2024/04/17	 Credit Markets Weekly	

Details

2024/04/23 16:00:00

Price

1,414.23 EUR

Difference



0.08% (1.19)

General attributes

ISIN SI0026109882

Symbol -

Country Slovenia

Security type Index

Instruments in index 6

Market data

Open 1,414.74 EUR

High 1,421.02 EUR

Low 1,410.78 EUR

Close (prev. day) 1,413.04 EUR

Trading volume (m) -

Volume (pcs) -

Performance and Risk

	6m	1Y	3Y
Perf (%)	+20.97%	+14.70%	+34.38%
Perf (abs.)	+245.15	+181.22	+361.81
Beta	-	-	-
Volatility	9.80	10.26	13.95











Information about previous performance does not guarantee future performance.
Source: FactSet

Price data

Ø price 5 days Ø volume 5 days (pcs.)	1,416.49 EUR (0)
Ø price 30 days Ø volume 30 days (pcs.)	1,439.81 EUR (0)
Ø price 100 days Ø volume 100 days (pcs.)	1,345.50 EUR (0)
Ø price 250 days Ø volume 250 days (pcs.)	1,261.19 EUR (0)
YTD High date	1,471.83 EUR (2024/04/08)
YTD Low date	1,246.83 EUR (2024/01/03)
52 Weeks High date	1,471.83 EUR (2024/04/08)
52 Weeks Low date	1,132.40 EUR (2023/08/23)

Composition

Name  ISIN	Price	Diff %  Diff +/-	Performance 	Date Time	Turnover Pc.  Turnover Money 
KRKA DD NPV SI0031102120	125.00	-% -		24/04/23 15:02:59	4,284 536,652.00
LUKA KOPER NPV SI0031101346	35.00	0.57% 0.20		24/04/23 14:07:39	714 24,990.00
PETROL LJUBLJANA NPV SI0031102153	26.80	0.00% 0.00		24/04/23 15:24:00	1,480 39,784.00
POZAVAROVALNICA SAVA D. D... SI0021110513	30.00	0.00% 0.00		24/04/23 15:24:21	482 14,460.00
TELEKOM SLOVENIJE NPV SI0031104290	67.50	0.75% 0.50		24/04/23 11:18:15	55 3,712.50
ZAVAROVALNICA TRIGLAV NPV SI0021111651	34.00	-0.29% -0.10		24/04/23 14:53:26	3,642 123,908.50