

## SLOVENIA(REP OF) SBITOP

ISIN: **SI0026109882** WKN: -

## Overview

2024/04/19 16:00:00

Price

**1,422.27** EURDifference  0.46% (6.50)

## General attributes

ISIN SI0026109882

Symbol -

Country Slovenia

Instruments in index 6

Type of index -

Security type Index

## Market data

Open 1,417.85 EUR

High 1,425.40 EUR

Low 1,413.79 EUR

Close (prev. day) 1,415.77 EUR

Trading volume (m) -

Volume (pcs) -

## Top 5

Name	Price	+ - (%)	Trend
PETROL LJU...	26.90	+2.28	

Intraday 1W 1M 6m 1Y 3Y

## Flop 5

Name	Price	+ - (%)	Trend
POZAVAROVA...	30.00	-1.32	
LUKA KOPER...	35.00	-1.13	
TELEKOM SL...	69.50	-0.71	

Intraday 1W 1M 6m 1Y 3Y

## Futures and Options

Related Futures -

Related Options -











5Y



Information about previous performance does not guarantee future performance.

Source: FactSet

## Recent research

on market		
Date	Headline	Download
2024/04/19	 Week Ahead	
2024/04/18	 CEE corporate bond rally	
2024/04/17	 Credit Markets Weekly	
2024/04/15	 Parliamentary elections in Croatia	
2024/04/12	 Week Ahead	

## Details

2024/04/19 16:00:00

Price

1,422.27 EUR

Difference



0.46% (6.50)

## General attributes

ISIN SI0026109882

Symbol -

Country Slovenia

Security type Index

Instruments in index 6

## Market data

Open 1,417.85 EUR

High 1,425.40 EUR

Low 1,413.79 EUR

Close (prev. day) 1,415.77 EUR

Trading volume (m) -

Volume (pcs) -

## Performance and Risk

	6m	1Y	3Y
Perf (%)	+21.59%	+13.74%	+34.74%
Perf (abs.)	+251.18	+170.90	+364.80
Beta	-	-	-
Volatility	9.73	10.24	13.94



5Y











Information about previous performance does not guarantee future performance.

Source: FactSet

## Price data

Ø price 5 days   Ø volume 5 days (pcs.)	1,416.22 EUR (0)
Ø price 30 days   Ø volume 30 days (pcs.)	1,439.37 EUR (0)
Ø price 100 days   Ø volume 100 days (pcs.)	1,341.40 EUR (0)
Ø price 250 days   Ø volume 250 days (pcs.)	1,259.82 EUR (0)
YTD High   date	1,471.83 EUR (2024/04/08)
YTD Low   date	1,246.83 EUR (2024/01/03)
52 Weeks High   date	1,471.83 EUR (2024/04/08)
52 Weeks Low   date	1,132.40 EUR (2023/08/23)

## Composition

Name  ISIN	Price	Diff %  Diff +/-	Performance 	Date Time	Turnover Pc.  Turnover Money 
KRKA DD NPV SI0031102120	126.00	0.80% 1.00		24/04/19 15:24:36	3,932 492,653.50
LUKA KOPER NPV SI0031101346	35.00	-1.13% -0.40		24/04/19 13:01:46	336 11,764.20
PETROL LJUBLJANA NPV SI0031102153	26.90	2.28% 0.60		24/04/19 15:24:52	2,310 61,968.40
POZAVAROVALNICA SAVA D. D... SI0021110513	30.00	-1.32% -0.40		24/04/19 15:24:18	8,561 258,249.40
TELEKOM SLOVENIJE NPV SI0031104290	69.50	-0.71% -0.50		24/04/19 14:47:56	263 18,388.50
ZAVAROVALNICA TRIGLAV NPV SI0021111651	34.60	0.00% 0.00		24/04/19 13:04:37	1,675 57,521.10