

VILNIUS INTERBANK FIXING 12M

ISIN: -

2014/12/31 11:00:10

Price
0.4200 %

Difference  0.00 (0 Bp)

General attributes

ISIN -
Symbol -.OTD
Exchange OTC Data Services
Security type Interest rate

Market data

Open 0.4200%
Close (prev. day) 0.4200%


Performance and Risk

	6m	1Y	3Y
Perf (%)	-30.00%	-37.31%	-83.27%
Perf (abs.)	-0.18	-0.25	-2.09
Beta	-	-	-
Volatility	18.55	14.65	52.30

Futures and Options

Related Futures -
Related Options -

5Y












Information about previous performance does not guarantee future performance.
Source: FactSet

Price data

Ø price 5 days Ø volume 5 days (pcs.)	0.4200 % (0)
Ø price 30 days Ø volume 30 days (pcs.)	0.4200 % (0)
Ø price 100 days Ø volume 100 days (pcs.)	0.4593 % (0)
Ø price 250 days Ø volume 250 days (pcs.)	0.5696 % (0)
YTD High date	0.6700 % (2014/01/02)
YTD Low date	0.4200 % (2014/11/14)
52 Weeks High date	0.6700 % (2014/01/02)
52 Weeks Low date	0.4200 % (2014/11/14)

Recent research

on market			
Date		Headline	Download
2024/04/29		Focus on GDP data and central bank meeting in Czec...	
2024/04/26		Week Ahead	
2024/04/26		CZ Ranní restart	
2024/04/25		Ranní restart	
2024/04/24		Credit Markets Weekly	