


SWEDISH KRONA / SINGAPORE-DOLLAR (SEK/SGD)

2024/07/26 23:28:36

5Y

Price
0.12353 SGD
 1 SEK = 0.12353 SGD
 1 SGD = 8.06558 SEK

Difference  **-0.02%**
 (-0.00)

General attributes

Exchange rate -
 Exchange OTCD FX Premium
 Security type Currency

Market data

Open 0.1235 SGD
 High 0.12402 SGD

Performance and Risk

	6m	1Y	3Y
Perf (%)	-3.27%	-2.68%	-21.26%
Perf (abs.)	+0.00	+0.00	-0.03
Beta	-	-	-
Volatility	6.23	6.59	7.96

Futures and Options

Related Futures -
 Related Options -












Please pay attention to currency units, monitor purchase and sale prices. Some currencies are quoted in other units.
 Source: FactSet

Price data

Ø price 5 days Ø volume 5 days (pcs.)	0.12413 SGD (0)
Ø price 30 days Ø volume 30 days (pcs.)	0.12657 SGD (0)
Ø price 100 days Ø volume 100 days (pcs.)	0.12635 SGD (0)
Ø price 250 days Ø volume 250 days (pcs.)	0.12749 SGD (0)
YTD High date	0.13097 SGD (2024/01/02)
YTD Low date	0.12312 SGD (2024/05/01)
52 Weeks High date	0.13275 SGD (2023/12/27)
52 Weeks Low date	0.12082 SGD (2023/09/18)

Recent research

on market		
Date	Headline	Download
2024/07/25	 CEE Special Report Can we work more for longer?	
2024/07/25	 CZ Ranní restart	
2024/07/24	 CZ Ranní restart	
2024/07/23	 Ranní restart: Scholz, překvalifikovanost, mladi a...	
2024/07/22	 CEE Baltics Economic performance further diver...	