

CANADIAN DOLLAR / SINGAPORE-DOLLAR (CAD/SGD)

2024/08/16 20:27:58

Price

0.9607 SGD1 CAD = 0.9607 SGD
1 SGD = 1.04016 CAD

Difference

 -0.17%
(-0.00)

General attributes

Exchange rate	-
Exchange	OTCD FX Premium
Security type	Currency

Market data

Open	0.9623 SGD
High	0.9623 SGD

Performance and Risk

	6m	1Y	3Y
Perf (%)	-3.65%	-4.36%	-11.06%
Perf (abs.)	-0.04	-0.04	-0.12
Beta	-	-	-
Volatility	2.96	3.21	4.41

Futures and Options

Related Futures	-
Related Options	-








5Y

Please pay attention to currency units, monitor purchase and sale prices. Some currencies are quoted in other units.
Source: FactSet

Price data

Ø price 5 days Ø volume 5 days (pcs.)	0.9617 SGD (0)
Ø price 30 days Ø volume 30 days (pcs.)	0.9674 SGD (0)
Ø price 100 days Ø volume 100 days (pcs.)	0.9813 SGD (0)
Ø price 250 days Ø volume 250 days (pcs.)	0.9884 SGD (0)
YTD High date	1.0014 SGD (2024/02/09)
YTD Low date	0.9492 SGD (2024/08/05)
52 Weeks High date	1.0180 SGD (2023/09/19)
52 Weeks Low date	0.9492 SGD (2024/08/05)

Recent research

on market		
Date	Headline	Download
2024/08/16	 Ranní restart	
2024/08/15	 Měsíčník EU aktualit, číslo 250, červenec 2024	
2024/08/15	 Ranní restart	
2024/08/14	 CEE Special Report Social Development Goals in t...	
2024/08/14	 Ranní restart	