

CANADIAN DOLLAR / SINGAPORE-DOLLAR (CAD/SGD)

2024/07/17 18:57:58

Price

0.9789 SGD1 CAD = 0.9789 SGD
1 SGD = 1.02029 CAD

Difference

 -0.39%
(-0.00)

General attributes

Exchange rate -
Exchange OTCD FX Premium
Security type Currency

Market data

Open 0.9826 SGD
High 0.9826 SGD

Performance and Risk

	6m	1Y	3Y
Perf (%)	-1.21%	-1.59%	-8.65%
Perf (abs.)	-0.01	-0.02	-0.09
Beta	-	-	-
Volatility	2.85	3.14	4.45

Futures and Options

Related Futures -
Related Options -

5Y












Please pay attention to currency units, monitor purchase and sale prices. Some currencies are quoted in other units.
Source: FactSet

Price data

Ø price 5 days Ø volume 5 days (pcs.)	0.9829 SGD (0)
Ø price 30 days Ø volume 30 days (pcs.)	0.9881 SGD (0)
Ø price 100 days Ø volume 100 days (pcs.)	0.9881 SGD (0)
Ø price 250 days Ø volume 250 days (pcs.)	0.9903 SGD (0)
YTD High date	1.0014 SGD (2024/02/09)
YTD Low date	0.9802 SGD (2024/06/13)
52 Weeks High date	1.0180 SGD (2023/09/19)
52 Weeks Low date	0.9722 SGD (2023/11/21)

Recent research

on market

Date	Headline	Download
2024/07/17	 Ranní restart	
2024/07/16	 Ranní restart: bydlení v ČR, násilí a kabely	
2024/07/15	 Ranní restart: atentát, sjezd a polarizace	
2024/07/15	 Data mix in the week to come	
2024/07/12	 Ranní restart	