

DANISH KRONE / SERBIAN DINAR (DKK/RSD)

2024/09/02 10:57:58

Price

15.6879 RSD1 DKK = 15.6879 RSD
1 RSD = 0.06386 DKK

Difference

 0.21%
(0.03)

General attributes

Exchange rate -
Exchange OTCD FX Premium
Security type Currency

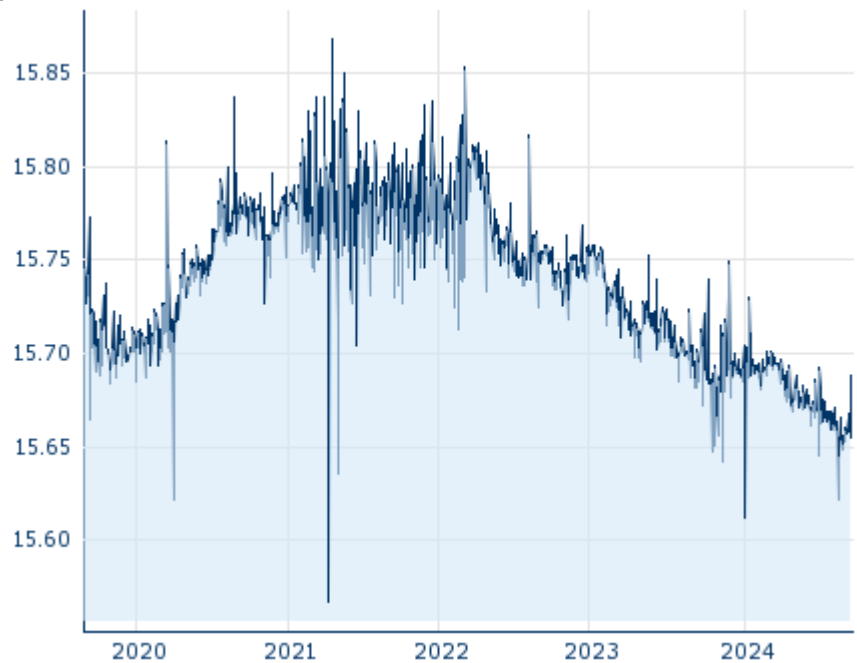
Market data

Open 15.6410 RSD
High 15.6982 RSD

Performance and Risk

| | 6m | 1Y | 3Y |
|-------------|--------|--------|--------|
| Perf (%) | -0.08% | -0.10% | -0.67% |
| Perf (abs.) | -0.01 | -0.02 | -0.11 |
| Beta | - | - | - |
| Volatility | 0.97 | 1.65 | 1.93 |

Futures and Options

Related Futures -
Related Options -

5Y











Please pay attention to currency units, monitor purchase and sale prices. Some currencies are quoted in other units.
Source: FactSet

Price data

| | |
|---|--------------------------|
| Ø price 5 days Ø volume 5 days (pcs.) | 15.6681 RSD (0) |
| Ø price 30 days Ø volume 30 days (pcs.) | 15.6603 RSD (0) |
| Ø price 100 days Ø volume 100 days (pcs.) | 15.6640 RSD (0) |
| Ø price 250 days Ø volume 250 days (pcs.) | 15.6779 RSD (0) |
| YTD High date | 15.7529 RSD (2024/06/12) |
| YTD Low date | 15.5719 RSD (2024/04/10) |
| 52 Weeks High date | 15.7945 RSD (2023/10/24) |
| 52 Weeks Low date | 15.5719 RSD (2024/04/10) |

Recent research

on market

| Date | Headline | Download |
|------------|---|---|
| 2024/09/02 |  Ranní restart: východ vs. západ, Kanada vs. ČR |  |
| 2024/09/02 |  More 2Q24 GDP structure and monthly data on 3Q24 p... |  |
| 2024/08/30 |  Mírná revize růstu HDP |  |
| 2024/08/30 |  Ranní restart |  |
| 2024/08/29 |  Ranní restart |  |