

US DOLLAR / SERBIAN DINAR (USD/RSD)

2024/07/08 10:30:13

Price

107.7471 RSD

1 USD = 107.7471 RSD

1 RSD = 0.00928 USD

Difference

 -0.06%
(-0.06)

General attributes

Exchange rate -

Exchange OTCD FX Premium

Security type Currency

Market data

Open 107.7471 RSD

High 107.7471 RSD

Performance and Risk

| | 6m | 1Y | 3Y |
|-------------|--------|--------|--------|
| Perf (%) | +0.90% | +0.27% | +9.07% |
| Perf (abs.) | +0.96 | +0.29 | +8.96 |
| Beta | - | - | - |
| Volatility | 5.67 | 6.49 | 7.93 |

Futures and Options

Related Futures -

Related Options -

5Y













Please pay attention to currency units, monitor purchase and sale prices. Some currencies are quoted in other units.
Source: FactSet

Price data

| | |
|---|---------------------------|
| Ø price 5 days Ø volume 5 days (pcs.) | 108.3713 RSD (0) |
| Ø price 30 days Ø volume 30 days (pcs.) | 108.5222 RSD (0) |
| Ø price 100 days Ø volume 100 days (pcs.) | 108.3826 RSD (0) |
| Ø price 250 days Ø volume 250 days (pcs.) | 107.9226 RSD (0) |
| YTD High date | 110.0138 RSD (2024/04/16) |
| YTD Low date | 106.4471 RSD (2024/01/11) |
| 52 Weeks High date | 111.6366 RSD (2023/10/03) |
| 52 Weeks Low date | 103.8319 RSD (2023/07/18) |

Recent research

| on instrument | on market | | |
|---------------|---|-----------------------------|---|
| Date | | Headline | Download |
| 2024/07/08 |  | Akciové trhy - denní zpráva |  |
| 2024/07/05 |  | Week Ahead |  |
| 2024/07/03 |  | Global Strategy 3Q 2024 |  |
| 2024/06/28 |  | Week Ahead |  |
| 2024/06/21 |  | Week Ahead |  |