

## X5 RETAIL GROUP NV GDR

ISIN: **US98387E2054** WKN: **A0LHLX**

## Overview

2022/03/03 08:43:08

Price  
6.40 EURDifference  3.23% (0.20)

## General attributes

ISIN	US98387E2054
Symbol	PJP
Exchange	Frankfurt
Currency	EUR
Sector	Commerce
Security type	Stock
Market cap (m)	0
Benchmark	AMSTERDAM EXCHANGES INDEX

## Market data

Bid (Bid size)	-
Ask (Ask size)	-
Open	6.40 EUR
High	6.40 EUR
Low	6.40 EUR
Close (prev. day)	6.20 EUR
VWAP	6.40 EUR
Volume (pcs)	400
Trading volume	2,560.00
Number of trades	1
Last size	400






## Futures and Options

Related Futures	0
Related Options	-



Information about previous performance does not guarantee future performance.  
Source: FactSet

## Recent research

on sector		on market	
Date		Headline	Download
2024/04/03		Global Equity Ratings	
2024/03/13		Global Equity Ratings	
2024/02/22		Global Equity Ratings	
2024/02/14		Global Equity Ratings	
2024/01/23		Global Equity Ratings	

## Details

2022/03/03 08:43:08

## Price

6.40 EUR

Difference ▲ 3.23% (0.20)

## General attributes

ISIN	US98387E2054
Symbol	PJP
Exchange	Frankfurt
Currency	EUR
Sector	Commerce
Security type	Stock
Market cap (m)	0
Benchmark	AMSTERDAM EXCHANGES INDEX

## Market data

Bid (Bid size)	-
Ask (Ask size)	-
Open	6.40 EUR
High	6.40 EUR
Low	6.40 EUR
Close (prev. day)	6.20 EUR
VWAP	6.40 EUR
Volume (pcs)	400
Trading volume	2,560.00
Number of trades	1
Last size	400

## Performance and Risk

	6m	1Y	3Y
Perf (%)	-76.64%	-76.81%	-70.88%
Perf (abs.)	-21.00	-21.20	-15.58
Beta	0.00	0.00	1.53
Volatility	119.53	86.30	59.44

5Y



Information about previous performance does not guarantee future performance.  
Source: FactSet

## Price data

Ø price 5 days   Ø volume 5 days (pcs.)	10.68 EUR (3,780)
Ø price 30 days   Ø volume 30 days (pcs.)	18.41 EUR (1,692)
Ø price 100 days   Ø volume 100 days (pcs.)	23.87 EUR (895)
Ø price 250 days   Ø volume 250 days (pcs.)	25.83 EUR (455)
YTD High   date	23.80 EUR (2022/01/04)
YTD Low   date	6.15 EUR (2022/02/28)
52 Weeks High   date	30.60 EUR (2021/10/26)
52 Weeks Low   date	6.15 EUR (2022/02/28)

## Arbitrage views

Exchange <span>⊕</span>	Date	Time	Price	Trading volume (mio.)	Number of trades
Stuttgart	2022/02/25	18:40	10.70 EUR	0.12	26
London Stock Exchange	2022/03/03	08:00	0.5314 USD	0.00	1
Frankfurt	2022/03/03	08:43	6.40 EUR	0.00	1
Berlin	2022/03/01	09:41	2.50 EUR	0.00	2

## Company profile

### Company Logo



### Company Profile

-

### Contact Details

X5 RETAIL GROUP

--

Building 4, Srednyaya Kalitnikovskaya Street  
28 109029 Moscow

Telefon: +7 495 662 8888

Fax: +7 495 662 8888

E-mail: Anna.kareva@x5.ru