

X5 RETAIL GROUP NV GDR

ISIN: **US98387E2054** WKN: **A0LHLX**

Overview

2022/03/01 09:41:45

Price
2.50 EURDifference  -78.07% (-8.90)

General attributes

ISIN	US98387E2054
Symbol	PJP
Exchange	Berlin
Currency	EUR
Sector	Commerce
Security type	Stock
Market cap (m)	0
Benchmark	AMSTERDAM EXCHANGES INDEX

Market data

Bid (Bid size)	-
Ask (Ask size)	-
Open	2.30 EUR
High	2.50 EUR
Low	2.30 EUR
Close (prev. day)	11.40 EUR
VWAP	-
Volume (pcs)	0
Trading volume	0.00
Number of trades	2
Last size	0







Futures and Options

Related Futures	0
Related Options	-



Information about previous performance does not guarantee future performance.
Source: FactSet

Recent research

on sector		on market	
Date		Headline	Download
2024/04/26		Global Equity Ratings	
2024/04/03		Global Equity Ratings	
2024/03/13		Global Equity Ratings	
2024/02/22		Global Equity Ratings	
2024/02/14		Global Equity Ratings	

Details

2022/03/01 09:41:45

Price
2.50 EUR

Difference ▼ -78.07% (-8.90)

General attributes

ISIN	US98387E2054
Symbol	PJP
Exchange	Berlin
Currency	EUR
Sector	Commerce
Security type	Stock
Market cap (m)	0
Benchmark	AMSTERDAM EXCHANGES INDEX

Market data

Bid (Bid size)	-
Ask (Ask size)	-
Open	2.30 EUR
High	2.50 EUR
Low	2.30 EUR
Close (prev. day)	11.40 EUR
VWAP	-
Volume (pcs)	0
Trading volume	0.00
Number of trades	2
Last size	0

Performance and Risk

	6m	1Y	3Y
Perf (%)	-91.01%	-90.67%	-88.67%
Perf (abs.)	-25.30	-24.30	-19.56
Beta	0.00	0.01	1.50
Volatility	226.94	161.16	98.77



Information about previous performance does not guarantee future performance.
Source: FactSet

Price data

Ø price 5 days Ø volume 5 days (pcs.)	12.34 EUR (0)
Ø price 30 days Ø volume 30 days (pcs.)	18.52 EUR (0)
Ø price 100 days Ø volume 100 days (pcs.)	23.87 EUR (0)
Ø price 250 days Ø volume 250 days (pcs.)	25.76 EUR (0)
YTD High date	23.60 EUR (2022/01/05)
YTD Low date	2.30 EUR (2022/03/01)
52 Weeks High date	30.20 EUR (2021/10/26)
52 Weeks Low date	2.30 EUR (2022/03/01)

Arbitrage views

Exchange <input type="checkbox"/>	Date	Time	Price	Trading volume (mio.)	Number of trades
London Stock Exchange	2022/03/03	08:00	0.5314 USD	0.00	1
Frankfurt	2022/03/03	08:43	6.40 EUR	0.00	1
Berlin	2022/03/01	09:41	2.50 EUR	0.00	2

Company profile

Company Logo



Company Profile

-

Contact Details

X5 RETAIL GROUP

--

Building 4, Srednyaya Kalitnikovskaya Street
28 109029 Moscow

Telefon: +7 495 662 8888

Fax: +7 495 662 8888

E-mail: Anna.kareva@x5.ru