

CANADIAN DOLLAR / HUNGARIAN FORINT (CAD/HUF)

2024/07/08 12:27:04

Price

266.5500 HUF

1 CAD = 266.5500 HUF

1 HUF = 0.00375 CAD

Difference

 0.32%
(0.86)

General attributes

Exchange rate

-

Exchange

OTCD FX Premium

Security type

Currency

Market data

Open

265.7200 HUF

High

266.7400 HUF

Performance and Risk

| | 6m | 1Y | 3Y |
|-------------|--------|--------|--------|
| Perf (%) | +2.85% | +0.68% | +9.74% |
| Perf (abs.) | +7.35 | +1.80 | +23.59 |
| Beta | - | - | - |
| Volatility | 6.48 | 8.26 | 11.07 |

Futures and Options

Related Futures

-

Related Options

-













Please pay attention to currency units, monitor purchase and sale prices. Some currencies are quoted in other units.

Source: FactSet

Price data

| | |
|---|---------------------------|
| Ø price 5 days Ø volume 5 days (pcs.) | 266.3060 HUF (0) |
| Ø price 30 days Ø volume 30 days (pcs.) | 268.0346 HUF (0) |
| Ø price 100 days Ø volume 100 days (pcs.) | 265.5895 HUF (0) |
| Ø price 250 days Ø volume 250 days (pcs.) | 263.4036 HUF (0) |
| YTD High date | 271.9700 HUF (2024/06/21) |
| YTD Low date | 256.7700 HUF (2024/01/08) |
| 52 Weeks High date | 277.5600 HUF (2023/09/27) |
| 52 Weeks Low date | 250.7600 HUF (2023/07/17) |

Recent research

| on instrument | on market | | |
|---------------|---|--|---|
| Date | Headline | | Download |
| 2024/07/08 |  Central bank meeting in Serbia and June's inflatio... | |  |
| 2024/07/05 |  Industry surprised to the downside | |  |
| 2024/07/05 |  From a distance, it is beautiful | |  |
| 2024/07/05 |  Moderate increase in retail sales | |  |
| 2024/07/03 |  Global Strategy 3Q 2024 | |  |

5Y