

CANADIAN DOLLAR / HUNGARIAN FORINT (CAD/HUF)

2024/04/16 09:59:12

Price

269.1600 HUF

1 CAD = 269.1600 HUF

1 HUF = 0.00372 CAD

Difference

 0.19%
(0.52)

General attributes

Exchange rate

-

Exchange

OTCD FX Premium

Security type

Currency

Market data

Open

268.7700 HUF

High

269.2800 HUF

Performance and Risk

| | 6m | 1Y | 3Y |
|-------------|--------|--------|---------|
| Perf (%) | -0.44% | +5.74% | +12.45% |
| Perf (abs.) | -1.20 | +14.59 | +29.75 |
| Beta | - | - | - |
| Volatility | 7.26 | 8.79 | 11.10 |

Futures and Options

Related Futures

-

Related Options

-



5Y











Please pay attention to currency units, monitor purchase and sale prices. Some currencies are quoted in other units.

Source: FactSet

Price data

| | |
|---|---------------------------|
| Ø price 5 days Ø volume 5 days (pcs.) | 267.2975 HUF (0) |
| Ø price 30 days Ø volume 30 days (pcs.) | 267.8232 HUF (0) |
| Ø price 100 days Ø volume 100 days (pcs.) | 265.6061 HUF (0) |
| Ø price 250 days Ø volume 250 days (pcs.) | 263.1610 HUF (0) |
| YTD High date | 271.2400 HUF (2024/04/01) |
| YTD Low date | 256.7700 HUF (2024/01/08) |
| 52 Weeks High date | 277.5600 HUF (2023/09/27) |
| 52 Weeks Low date | 247.2300 HUF (2023/04/27) |

Recent research

| on instrument | on market | | |
|---------------|---|--|---|
| Date | Headline | | Download |
| 2024/04/15 |  Parliamentary elections in Croatia | |  |
| 2024/04/11 |  Less aggressive monetary easing to come | |  |
| 2024/04/11 |  Inflation slowed to 3.6% y/y in March | |  |
| 2024/04/08 |  Inflation numbers and Serbia's central bank meetin... | |  |
| 2024/04/05 |  Volume of retail sales slightly increased in Febru... | |  |