

IDEMITSU KOSAN CO. LTD.

ISIN: JP3142500002 WKN: 5019

Overview

2024/04/25 16:02:21

Price
6.15 EURDifference  -1.60% (-0.10)

General attributes

ISIN	JP3142500002
Symbol	5019
Exchange	Frankfurt
Currency	EUR
Sector	Energy / Commodities
Security type	Stock
Market cap (m)	8,571 EUR
Benchmark	NIKKEI 225

Market data

Bid (Bid size)	-
Ask (Ask size)	-
Open	6.10 EUR
High	6.20 EUR
Low	6.10 EUR
Close (prev. day)	6.25 EUR
VWAP	6.19615 EUR
Volume (pcs)	26
Trading volume	161.10
Number of trades	8
Last size	1

Futures and Options











Related Futures	-
Related Options	-

5Y



Information about previous performance does not guarantee future performance.
Source: FactSet

Recent research

on sector		on market	
Date		Headline	Download
2024/04/25		Akciové trhy - denní zpráva	
2024/04/24		Akciové trhy - denní zpráva	
2024/04/23		Akciové trhy - denní zpráva	
2024/04/22		Akciové trhy - denní zpráva	
2024/04/19		Akciové trhy - denní zpráva	

Details

2024/04/25 16:02:21

Price

6.15 EUR

Difference 📉 -1.60% (-0.10)

General attributes

ISIN	JP3142500002
Symbol	5019
Exchange	Frankfurt
Currency	EUR
Sector	Energy / Commodities
Security type	Stock
Market cap (m)	8,571 EUR
Benchmark	NIKKEI 225

Market data

Bid (Bid size)	-
Ask (Ask size)	-
Open	6.10 EUR
High	6.20 EUR
Low	6.10 EUR
Close (prev. day)	6.25 EUR
VWAP	6.19615 EUR
Volume (pcs)	26
Trading volume	161.10
Number of trades	8
Last size	1

Performance and Risk

	6m	1Y	3Y
Perf (%)	+46.43%	+56.09%	+53.75%
Perf (abs.)	+1.95	+2.21	+2.15
Beta	0.87	0.78	0.62
Volatility	34.85	36.16	39.43

5Y



Information about previous performance does not guarantee future performance.
Source: FactSet

Price data

Ø price 5 days Ø volume 5 days (pcs.)	6.23 EUR (338)
Ø price 30 days Ø volume 30 days (pcs.)	6.33 EUR (455)
Ø price 100 days Ø volume 100 days (pcs.)	5.58 EUR (262)
Ø price 250 days Ø volume 250 days (pcs.)	4.63 EUR (193)
YTD High date	6.70 EUR (2024/04/11)
YTD Low date	4.88 EUR (2024/01/02)
52 Weeks High date	6.70 EUR (2024/04/11)
52 Weeks Low date	3.54 EUR (2023/05/31)

All listings for IDEMITSU KOSAN CO. LTD.

Exchange	Date	Time	Price	Trading volume (mio.)	Number of trades
Tradegate	2024/04/25	22:26	5.90 EUR	0.03	5
Tokyo Stock Exchange	2024/04/25	08:00	1,022.50 JPY	41.04	2,991
Stuttgart	2024/04/25	08:18	6.10 EUR	0.00	3
Munich	2024/04/25	08:11	6.20 EUR	0.00	2
Frankfurt	2024/04/25	16:02	6.15 EUR	0.00	8

	25					
FINRA other OTC Issues	2024/04/24	20:12	6.6945 USD	0.01		3
Duesseldorf	2024/04/25	19:31	5.75 EUR	0.00		7
Berlin	2024/04/25	08:11	6.10 EUR	0.00		2

Company profile

Company Logo



Company Profile

-

Contact Details

IDEMITSU KOSAN

--

Telefon: -

Fax: -

E-mail: -