

## METSÄ BOARD OYJ CLASS B

ISIN: **FI0009000665** WKN: **METSB**

## Overview

2024/10/18 13:25:20

Price  
5.785 EURDifference  0.43% (0.03)

## General attributes

ISIN	FI0009000665
Symbol	METSB
Exchange	Stuttgart
Currency	EUR
Sector	Industry
Security type	Stock
Market cap (m)	2,100 EUR
Benchmark	OMX HELSINKI 25

## Market data

Bid (Bid size)	- (0)
Ask (Ask size)	- (0)
Open	5.75 EUR
High	5.815 EUR
Low	5.75 EUR
Close (prev. day)	5.76 EUR
VWAP	-
Volume (pcs)	0
Trading volume	0.00
Number of trades	8
Last size	0

## Futures and Options






Related Futures	9
Related Options	-

5Y



Information about previous performance does not guarantee future performance.  
Source: FactSet

## Recent research

on sector		on market	
Date		Headline	Download
2024/09/27		Global Equity Ratings	
2024/09/11		Global Equity Ratings	
2024/09/05		Global Equity Ratings	
2024/08/12		Global Equity Ratings	
2024/07/24		Global Equity Ratings	

## Details

2024/10/18 13:25:20

## Price

5.785 EUR

Difference ▲ 0.43% (0.03)

## General attributes

ISIN	F10009000665
Symbol	METSB
Exchange	Stuttgart
Currency	EUR
Sector	Industry
Security type	Stock
Market cap (m)	2,100 EUR
Benchmark	OMX HELSINKI 25

## Market data

Bid (Bid size)	- (0)
Ask (Ask size)	- (0)
Open	5.75 EUR
High	5.815 EUR
Low	5.75 EUR
Close (prev. day)	5.76 EUR
VWAP	-
Volume (pcs)	0
Trading volume	0.00
Number of trades	8
Last size	0

## Performance and Risk

	6m	1Y	3Y
Perf (%)	-17.12%	-26.16%	-29.96%
Perf (abs.)	-1.20	-2.05	-2.48
Beta	1.09	1.11	1.01
Volatility	28.07	30.54	32.56

5Y



Information about previous performance does not guarantee future performance.  
Source: FactSet

## Price data

Ø price 5 days   Ø volume 5 days (pcs.)	5.922 EUR (0)
Ø price 30 days   Ø volume 30 days (pcs.)	6.119 EUR (0)
Ø price 100 days   Ø volume 100 days (pcs.)	6.613 EUR (0)
Ø price 250 days   Ø volume 250 days (pcs.)	6.929 EUR (16)
YTD High   date	8.070 EUR (2024/05/21)
YTD Low   date	5.750 EUR (2024/10/18)
52 Weeks High   date	8.070 EUR (2024/05/21)
52 Weeks Low   date	5.750 EUR (2024/10/18)

## Arbitrage views

Exchange <span>⊕</span>	Date	Time	Price	Trading volume (mio.)	Number of trades
Tradegate	2024/10/18	22:02	5.775 EUR	0.00	1
Stuttgart	2024/10/18	13:25	5.785 EUR	0.00	8
Nasdaq Helsinki	2024/10/18	18:00	5.77 EUR	1.23	647
Munich	2024/10/18	08:05	5.785 EUR	0.00	2
London Stock Exchange	2024/	17:25	5.80 EUR	0.00	2

European Trade Reporting	10/18					
Frankfurt	2024/ 10/18	08:11	5.75 EUR	0.00		2
Duesseldorf	2024/ 10/18	08:10	5.745 EUR	0.00		3
Berlin	2024/ 10/18	08:06	5.75 EUR	0.00		1

## Company profile

### Company Logo



### Company Profile

-

### Contact Details

METSÄE BOARD

--

Revontulentie 6 02020 METSÄ Espoo

Telefon: +358 1046 11

Fax: +358 1046 94355

E-mail: -