

ING GROEP N.V.

ISIN: NL0011821202 WKN: 507180

Overview

2024/09/18 17:44:59

Price

16.486 EUR

Difference ▲ 0.37% (0.06)

General attributes

ISIN NL0011821202

Symbol INGA

Exchange Euronext Milan MTF Global
Equity Market

Currency EUR

Sector Financial

Security type Stock

Market cap (m) 53,403 EUR

Benchmark AMSTERDAM EXCHANGES
INDEX

Market data

Bid (Bid size) 16.354 EUR (2,000)

Ask (Ask size) 16.56 EUR (300)

Open 16.542 EUR

High 16.542 EUR

Low 16.45 EUR

Close (prev. day) 16.426 EUR

VWAP 16.508766 EUR

Volume (pcs) 5,039

Trading volume 83,188.00

Number of trades 9

Last size -

Futures and Options

Related Futures 54

Related Options -

PDF Downloads








Company report: ING GROEP N.V. 

5Y



Information about previous performance does not guarantee future performance.
Source: FactSet

Recent research

on sector		on market	
Date		Headline	Download
2024/09/18		Akciové trhy - denní zpráva	
2024/09/17		Akciové trhy - denní zpráva	
2024/09/16		Akciové trhy - denní zpráva	
2024/09/13		Akciové trhy - denní zpráva	
2024/09/12		Akciové trhy - denní zpráva	

Details

2024/09/18 17:44:59

Price

16.486 EUR

 Difference ▲ 0.37% (0.06)

General attributes

ISIN	NL0011821202
Symbol	INGA
Exchange	Euronext Milan MTF Global Equity Market
Currency	EUR
Sector	Financial
Security type	Stock
Market cap (m)	53,403 EUR
Benchmark	AMSTERDAM EXCHANGES INDEX

Market data

Bid (Bid size)	16.354 EUR (2,000)
Ask (Ask size)	16.56 EUR (300)
Open	16.542 EUR
High	16.542 EUR
Low	16.45 EUR
Close (prev. day)	16.426 EUR
VWAP	16.508766 EUR
Volume (pcs)	5,039
Trading volume	83,188.00
Number of trades	9
Last size	-

Performance and Risk

	6m	1Y	3Y
Perf (%)	+15.51%	+29.26%	+39.26%
Perf (abs.)	+2.21	+3.73	+4.65
Beta	-	-	-
Volatility	24.58	26.35	31.86

5Y



Information about previous performance does not guarantee future performance.
Source: FactSet

Price data

Ø price 5 days Ø volume 5 days (pcs.)	16.360 EUR (6,527)
Ø price 30 days Ø volume 30 days (pcs.)	15.939 EUR (3,567)
Ø price 100 days Ø volume 100 days (pcs.)	16.149 EUR (2,664)
Ø price 250 days Ø volume 250 days (pcs.)	14.387 EUR (2,438)
YTD High date	17.220 EUR (2024/07/23)
YTD Low date	11.650 EUR (2024/02/29)
52 Weeks High date	17.220 EUR (2024/07/23)
52 Weeks Low date	11.466 EUR (2023/11/02)

Arbitrage views

Exchange ⊕	Date	Time	Price	Trading volume (mio.)	Number of trades
Xetra	2024/09/18	17:35	16.454 EUR	0.32	78
Vienna Stock Exchange	2024/09/18	15:30	16.488 EUR	0.00	4
Tradegate	2024/09/18	19:22	16.528 EUR	0.51	117
Stuttgart	2024/09/18	19:40	16.518 EUR	0.07	14
SIX Swiss Exchange	2019/	17:35	11.30 CHF	0.00	1

	10/25						
Munich	2024/ 09/18	08:12	16.402	EUR	0.00		1
London Stock Exchange European Trade Reporting	2024/ 09/18	17:30	16.467	EUR	0.00		2
Hanover	2024/ 09/18	17:25	16.488	EUR	0.00		2
Hamburg	2024/ 09/18	17:25	16.488	EUR	0.01		3
Frankfurt	2024/ 09/18	17:35	16.432	EUR	0.05		8
FINRA other OTC Issues	2024/ 09/13	19:14	18.20	USD	0.09		4
Euronext Milan MTF Trading After Hours	2024/ 09/02	18:00	15.794	EUR	0.01		3
Euronext Milan MTF Global Equity Market	2024/ 09/18	17:44	16.486	EUR	0.08		9
Euronext Amsterdam	2024/ 09/18	17:39	16.484	EUR	83.02		8,492
Duesseldorf	2024/ 09/18	19:30	16.448	EUR	0.00		5
Berlin	2024/ 09/18	08:08	16.388	EUR	0.00		1

Company profile

Company Logo



Contact Details

ING GROEP NV

--

Bijlmerdreef 106 - 1102 CT Amsterdam

Telefon: +31-20-563-91-11

Fax: +31-20-576-09-50

E-mail: communication@ing.com

PDF Downloads

Company report: ING GROEP N.V.



Company Profile

ING Groep NV engages in the provision of banking, investments, life and non-life insurance, and retirement and asset management services. It operates through the following segments: Retail Netherlands, Retail Belgium, Retail Germany, Retail Other, Wholesale Banking, and Corporate Line. The Retail Netherlands segment offers current and savings accounts, business lending, mortgages, and consumer lending. The Retail Belgium segment provides banking, life and non-life insurance, and asset management products and services. The Retail Germany segment deals with retail and private banking, which offers current and savings accounts, mortgages, and customer lending. The Retail Other segment covers income from retail banking activities. The Wholesale Banking segment includes cash management to corporate finance, real estate, and lease. The Corporate Line segment represents capital management activities and certain income and expense items. The company was founded on March 4, 1991 and is headquartered in Amsterdam, the Netherlands.

Members of Management Board

Steven van Rijswijk	Chairman of Managing Board
Ljiljana Cortan	Member of Executive Committee
Tanate Phutrakul	Member of Executive Committee

Board of directors

Kallol Karl Guha	Chairman of Supervisory Board
Margarete Haase	Member of Supervisory Board
Alexandra Reich	Member of Supervisory Board
Alun Michael Rees	Member of Supervisory Board
Harold Naus	Member of Supervisory Board
Hendrica Verhagen	Member of Supervisory Board
Herman Hulst	Member of Supervisory Board
Juan Calafat Colombás	Member of Supervisory Board
Lodewijk Hijmans van den Bergh	Member of Supervisory Board