

TURKISH LIRA / SWISS FRANC (TRY/CHF)

2024/07/17 13:27:57

Price

0.02655 CHF

1 TRY = 0.02655 CHF
1 CHF = 37.29527 TRY

Difference

 -0.93%
(-0.00)

General attributes

Exchange rate -
Exchange rate OTCD FX Premium
Security type Currency

Market data

Open 0.02679 CHF
High 0.02682 CHF

Performance and Risk

	6m	1Y	3Y
Perf (%)	-5.47%	-17.97%	-75.13%
Perf (abs.)	+0.00	-0.01	-0.08
Beta	-	-	-
Volatility	8.00	9.94	20.52

Futures and Options

Related Futures -
Related Options -

5Y











Please pay attention to currency units, monitor purchase and sale prices. Some currencies are quoted in other units.
Source: FactSet

Price data

Ø price 5 days Ø volume 5 days (pcs.)	0.02684 CHF (0)
Ø price 30 days Ø volume 30 days (pcs.)	0.02706 CHF (0)
Ø price 100 days Ø volume 100 days (pcs.)	0.02756 CHF (0)
Ø price 250 days Ø volume 250 days (pcs.)	0.02821 CHF (0)
YTD High date	0.02881 CHF (2024/01/23)
YTD Low date	0.02676 CHF (2024/07/12)
52 Weeks High date	0.03445 CHF (2023/08/24)
52 Weeks Low date	0.02676 CHF (2024/07/12)

Recent research

on instrument	on market		
Date	Headline		Download
2024/07/12	 Global Equity Ratings		
2024/07/03	 Global Strategy 3Q 2024		
2024/06/21	 Global Equity Ratings		
2024/05/02	 FX markets reflect uncertain interest rate outlook		
2024/03/26	 Global Strategy 2Q 2024		