

NORWEGIAN KRONER / BRITISH POUND (NOK/GBP)

2024/11/04 08:49:26

Price

0.07000 GBP

1 NOK = 0.07000 GBP
1 GBP = 14.26649 NOK

Difference

 -0.05%
(-0.00)

General attributes

Exchange rate -
Exchange OTCD FX Premium
Security type Currency

Market data

Open 0.07004 GBP
High 0.07026 GBP

Performance and Risk

	6m	1Y	3Y
Perf (%)	-4.34%	-4.32%	-18.50%
Perf (abs.)	+0.00	+0.00	-0.02
Beta	-	-	-
Volatility	6.81	7.15	8.54

Futures and Options

Related Futures -
Related Options -

5Y












Please pay attention to currency units, monitor purchase and sale prices. Some currencies are quoted in other units.
Source: FactSet

Price data

Ø price 5 days Ø volume 5 days (pcs.)	0.07013 GBP (0)
Ø price 30 days Ø volume 30 days (pcs.)	0.07055 GBP (0)
Ø price 100 days Ø volume 100 days (pcs.)	0.07131 GBP (0)
Ø price 250 days Ø volume 250 days (pcs.)	0.07264 GBP (0)
YTD High date	0.07742 GBP (2024/01/02)
YTD Low date	0.06973 GBP (2024/07/25)
52 Weeks High date	0.07765 GBP (2023/12/27)
52 Weeks Low date	0.06973 GBP (2024/07/25)

Recent research

on market		
Date	Headline	Download
2024/11/04	 Ranní restart	
2024/11/03	 Parade der Zentralbanken in der Region	
2024/11/03	 Parade of the central banks in the region	
2024/11/01	 Ranní restart	
2024/10/31	 CZ Ranní restart	