

## OMX NORDIC 40

ISIN: SE0001809476 WKN: -

## Overview

2024/05/29 17:35:08

Price

**2,821.3297**

EUR

Difference  -1.33% (-38.04)

## General attributes

ISIN	SE0001809476
Symbol	-
Country	Sweden
Instruments in index	40
Type of index	-
Security type	Index

## Market data

Open	2,846.4324 EUR
High	2,850.2595 EUR
Low	2,815.8070 EUR
Close (prev. day)	2,859.3666 EUR
Trading volume (m)	-
Volume (pcs)	-

## Top 5

Name 	Price	+ - (%)	Trend 
ALFA LAVAL...	485.00	+0.29	
PANDORA A/...	1,116.50	+0.27	
ABB LTD	49.37	+0.24	
A.P. MOLLE...	12,410.00	+0.12	

Intraday **1W** 1M 6m 1Y 3Y

## Flop 5

Name 	Price	+ - (%)		Trend 
NIBE INDUS...	52.50	-4.23		
VESTAS WIN...	194.10	-4.15		
EQT AB	323.30	-4.09		
OERSTED A/...	398.50	-3.37		
NESTE CORP...	19.245	-2.80		











5Y



Information about previous performance does not guarantee future performance.

Source: FactSet

## Recent research

on market			
Date		Headline	Download
2024/05/29		Global Equity Ratings	
2024/04/26		Global Equity Ratings	
2024/04/03		Global Equity Ratings	
2024/03/26		Global Strategy 2Q 2024	
2024/03/13		Global Equity Ratings	

Intraday 1W 1M 6m 1Y 3Y

**Futures and Options**

Related Futures -

Related Options -

## Details

2024/05/29 17:35:08

Price

**2,821.3297**

EUR

Difference  -1.33% (-38.04)

## General attributes

ISIN SE0001809476

Symbol -

Country Sweden

Security type Index

Instruments in index 40

## Market data

Open 2,846.4324 EUR

High 2,850.2595 EUR

Low 2,815.8070 EUR

Close (prev. day) 2,859.3666 EUR

Trading volume (m) -

Volume (pcs) -

## Performance and Risk

	6m	1Y	3Y
Perf (%)	+17.78%	+21.77%	+27.60%
Perf (abs.)	+425.91	+504.36	+610.23
Beta	-	-	-
Volatility	11.59	13.52	17.44



Information about previous performance does not guarantee future performance.

Source: FactSet

## Price data

Ø price 5 days   Ø volume 5 days (pcs.)	2,856.8213 EUR (0)
Ø price 30 days   Ø volume 30 days (pcs.)	2,785.0953 EUR (0)
Ø price 100 days   Ø volume 100 days (pcs.)	2,712.2932 EUR (0)
Ø price 250 days   Ø volume 250 days (pcs.)	2,484.1365 EUR (0)
YTD High   date	2,888.3907 EUR (2024/05/23)
YTD Low   date	2,485.3298 EUR (2024/01/17)
52 Weeks High   date	2,888.3907 EUR (2024/05/23)
52 Weeks Low   date	2,207.6425 EUR (2023/10/26)

## Composition

Name ISIN	Price	Diff % Diff +/-	Performance	Date Time	Turnover Pc. Turnover Money
A.P. MOLLER-MAERSK B DK0010244508	12,410.00	0.12% 15.00		24/05/29 16:59:47	21,346 264,648,787.50
ABB LTD CH0012221716	575.20	0.24% 1.40		24/05/29 17:29:59	705,767 406,104,425.00
ALFA LAVAL AB SE0000695876	485.00	0.29% 1.40		24/05/29 17:29:44	681,580 331,012,278.70
ASSA ABLOY AB SER. B SE0007100581	305.20	-1.17% -3.60		24/05/29 17:29:43	1,424,235 435,683,391.30
ASTRAZENECA PLC GB0009895292	1,617.00	-0.22% -3.50		24/05/29 17:29:57	237,306 384,440,468.00
ATLAS COPCO AB SER. A SE0017486889	199.15	-1.22% -2.45		24/05/29 17:29:56	3,082,071 614,252,999.59
ATLAS COPCO AB SER. B SE0017486897	170.95	-1.36% -2.35		24/05/29 17:29:52	1,852,891 317,722,277.42
BOLIDEN AB SE0020050417	366.50	-1.05% -3.90		24/05/29 17:29:31	1,037,424 380,964,160.90
CARLSBERG A/S SER. 'B' DK0010181759	947.60	-0.86% -8.20		24/05/29 16:59:51	104,283 98,847,941.90
COLOPLAST A/S SER. B DK0060448595	822.00	-2.42% -20.40		24/05/29 16:59:31	296,060 243,430,660.80
DANSKE BANK A/S DK0010274414	202.80	0.00% 0.00		24/05/29 16:59:46	908,215 183,715,564.20
DSV A/S DK0060079531	1,025.50	-1.96% -20.50		24/05/29 16:59:56	394,573 404,897,239.25
EQT AB SE0012853455	323.30	-4.09% -13.80		24/05/29 17:29:51	786,939 254,945,737.35
ERICSSON(LM)TEL SE0000108656	62.98	-0.76% -0.48		24/05/29 17:29:31	5,165,537 324,859,688.30
ESSITY AB SER'B'NPV SE0009922164	268.10	-1.00% -2.70		24/05/29 17:29:32	1,211,988 325,664,926.10
EVOLUTION AB SE0012673267	1,122.00	-1.92% -22.00		24/05/29 17:29:44	556,337 625,382,685.50
GENMAB A/S DK0010272202	1,920.50	-0.72% -14.00		24/05/29 16:59:49	116,926 224,128,237.75
HENNES & MAURITZ AB 'B' SE0000106270	182.90	-2.69% -5.05		24/05/29 17:29:30	2,717,866 499,232,804.33
HEXAGON AB SER. B SE0015961909	116.30	-1.82% -2.15		24/05/29 17:29:38	2,642,933 308,356,024.43
INVESTOR AB SER. A SE0015811955	281.60	-0.67% -1.90		24/05/29 17:29:31	254,733 70,933,189.60
INVESTOR AB SER. B SE0015811963	282.20	-0.58% -1.65		24/05/29 17:29:57	2,440,485 688,376,176.34
KONE OYJ FI0009013403	47.62	-1.69% -0.82		24/05/29 17:29:47	575,090 27,428,586.22
NESTE CORPORATION FI0009013296	19.245	-2.80% -0.56		24/05/29 17:29:55	2,620,501 50,761,908.69

NIBE INDUSTRIER AB SER. B SE0015988019	52.50	-4.23% -2.32		24/05/29 17:29:43	6,495,167 345,408,029.79
NOKIA CORPORATION FI0009000681	3.47	-2.80% -0.10		24/05/29 17:29:46	14,942,021 52,005,701.15
NORDEA BANK ABP FI4000297767	128.35	-1.65% -2.15		24/05/29 17:29:31	2,808,783 361,446,593.45
NOVO-NORDISK AS B DK0062498333	911.50	-0.46% -4.20		24/05/29 16:59:58	2,491,686 2,261,952,650.25
NOVONESIS A/S SER. B DK0060336014	413.60	-1.97% -8.30		24/05/29 16:59:58	473,765 196,418,081.45
OERSTED A/S DK0060094928	398.50	-3.37% -13.90		24/05/29 16:59:30	486,244 195,751,522.85
PANDORA A/S DK0060252690	1,116.50	0.27% 3.00		24/05/29 16:59:37	129,288 143,024,833.50