

DARIOHEALTH CORP COM USD0.0001(POST REV SPLI

ISIN: **US23725P2092** WKN: **23725P209**

Overview

2024/07/17 21:59:05

Price
1.27 USDDifference  -5.93% (-0.08)

General attributes

ISIN	US23725P2092
Symbol	DRIO
Exchange	Nasdaq
Currency	USD
Sector	-
Security type	Stock
Market cap (m)	35 EUR
Benchmark	S&P 500

Market data

Bid (Bid size)	1.08 USD (300)
Ask (Ask size)	1.76 USD (400)
Open	1.31 USD
High	1.32 USD
Low	1.25 USD
Close (prev. day)	1.35 USD
VWAP	1.284372 USD
Volume (pcs)	68,616
Trading volume	88,087.78
Number of trades	245
Last size	482

Futures and Options




Related Futures	-
Related Options	-

5Y



Information about previous performance does not guarantee future performance.
Source: FactSet

Recent research

on market		
Date	Headline	Download
2024/07/12	 Global Equity Ratings	
2024/07/08	 Akciové trhy - denní zpráva	
2024/07/03	 Global Strategy 3Q 2024	
2024/06/21	 Global Equity Ratings	
2024/05/29	 Global Equity Ratings	

Details

2024/07/17 21:59:05

Price
1.27 USDDifference  -5.93% (-0.08)

General attributes

ISIN	US23725P2092
Symbol	DRIO
Exchange	Nasdaq
Currency	USD
Sector	-
Security type	Stock
Market cap (m)	35 EUR
Benchmark	S&P 500

Market data

Bid (Bid size)	1.08 USD (300)
Ask (Ask size)	1.76 USD (400)
Open	1.31 USD
High	1.32 USD
Low	1.25 USD
Close (prev. day)	1.35 USD
VWAP	1.284372 USD
Volume (pcs)	68,616
Trading volume	88,087.78
Number of trades	245
Last size	482

Performance and Risk

	6m	1Y	3Y
Perf (%)	-38.35%	-68.09%	-92.09%
Perf (abs.)	-0.79	-2.71	-14.79
Beta	1.90	1.76	1.42
Volatility	98.70	108.13	86.63

5Y



Information about previous performance does not guarantee future performance.
Source: FactSet

Price data

Ø price 5 days Ø volume 5 days (pcs.)	1.37 USD (118,192)
Ø price 30 days Ø volume 30 days (pcs.)	1.23 USD (89,543)
Ø price 100 days Ø volume 100 days (pcs.)	1.47 USD (120,568)
Ø price 250 days Ø volume 250 days (pcs.)	1.99 USD (141,164)
YTD High date	2.60 USD (2024/02/15)
YTD Low date	1.00 USD (2024/06/14)
52 Weeks High date	4.26 USD (2023/07/21)
52 Weeks Low date	0.68 USD (2023/11/02)

Arbitrage views

Exchange	Date	Time	Price	Trading volume (mio.)	Number of trades
Stuttgart	2021/09/30	20:29	11.30 EUR	0.00	11
Nasdaq	2024/07/17	21:59	1.27 USD	0.09	245
Berlin	2024/07/18	09:50	1.16 EUR	0.00	3

Company profile

Company Logo



Company Profile

-

Contact Details

LABSTYLE INNOVATIONS CORP

--

Telefon: -

Fax: -

E-mail: -