

## FORTUM CORPORATION

ISIN: FI0009007132 WKN: FORTUM

## Overview

2024/05/09 11:04:55

Price

12.90 EUR

Difference  -1.23% (-0.16)

## General attributes

|                |                      |
|----------------|----------------------|
| ISIN           | FI0009007132         |
| Symbol         | FORTUM               |
| Exchange       | Frankfurt            |
| Currency       | EUR                  |
| Sector         | Energy / Commodities |
| Security type  | Stock                |
| Market cap (m) | 11,763 EUR           |
| Benchmark      | OMX HELSINKI 25      |

## Market data

|                   |                 |
|-------------------|-----------------|
| Bid (Bid size)    | 12.90 EUR (300) |
| Ask (Ask size)    | 13.06 EUR (300) |
| Open              | 13.065 EUR      |
| High              | 13.195 EUR      |
| Low               | 12.90 EUR       |
| Close (prev. day) | 13.06 EUR       |
| VWAP              | 12.92295 EUR    |
| Volume (pcs)      | 3,214           |
| Trading volume    | 41,534.36       |
| Number of trades  | 5               |
| Last size         | 2,778           |

## Futures and Options

|                 |    |
|-----------------|----|
| Related Futures | 43 |
| Related Options | -  |

## PDF Downloads









Company report: FORTUM CORPORATION 

5Y



Information about previous performance does not guarantee future performance.  
Source: FactSet

## Recent research

| on sector  | on market   |  |   |
|------------|---|--|---|
| Date       | Headline  |  | Download  |
| 2024/05/09 |  Akciové trhy - denní zpráva |  |  |
| 2024/05/07 |  Akciové trhy - denní zpráva |  |  |
| 2024/05/06 |  Akciové trhy - denní zpráva |  |  |
| 2024/05/03 |  Akciové trhy - denní zpráva |  |  |
| 2024/05/02 |  Akciové trhy - denní zpráva |  |  |

## Details

2024/05/09 11:04:55

## Price

12.90 EUR

Difference ▼ -1.23% (-0.16)

## General attributes

|                |                      |
|----------------|----------------------|
| ISIN           | F10009007132         |
| Symbol         | FORTUM               |
| Exchange       | Frankfurt            |
| Currency       | EUR                  |
| Sector         | Energy / Commodities |
| Security type  | Stock                |
| Market cap (m) | 11,763 EUR           |
| Benchmark      | OMX HELSINKI 25      |

## Market data

|                   |                 |
|-------------------|-----------------|
| Bid (Bid size)    | 12.90 EUR (300) |
| Ask (Ask size)    | 13.06 EUR (300) |
| Open              | 13.065 EUR      |
| High              | 13.195 EUR      |
| Low               | 12.90 EUR       |
| Close (prev. day) | 13.06 EUR       |
| VWAP              | 12.92295 EUR    |
| Volume (pcs)      | 3,214           |
| Trading volume    | 41,534.36       |
| Number of trades  | 5               |
| Last size         | 2,778           |

## Performance and Risk

|             | 6m      | 1Y     | 3Y      |
|-------------|---------|--------|---------|
| Perf (%)    | +10.44% | -3.58% | -42.97% |
| Perf (abs.) | +1.24   | -0.49  | -9.84   |
| Beta        | 0.85    | 0.99   | 1.05    |
| Volatility  | 27.43   | 28.77  | 38.81   |

5Y



Information about previous performance does not guarantee future performance.  
Source: FactSet

## Price data

|   |                        |
|---|------------------------|
| Ø price 5 days   Ø volume 5 days (pcs.)     | 13.07 EUR (2,052)      |
| Ø price 30 days   Ø volume 30 days (pcs.)   | 12.14 EUR (1,247)      |
| Ø price 100 days   Ø volume 100 days (pcs.) | 12.18 EUR (1,239)      |
| Ø price 250 days   Ø volume 250 days (pcs.) | 12.16 EUR (865)        |
| YTD High   date                             | 13.98 EUR (2024/01/09) |
| YTD Low   date                              | 10.87 EUR (2024/02/15) |
| 52 Weeks High   date                        | 13.98 EUR (2024/01/09) |
| 52 Weeks Low   date                         | 10.21 EUR (2023/10/04) |

## All listings for FORTUM CORPORATION

| Exchange              | Date       | Time  | Price      | Trading volume (mio.) | Number of trades |
|-----------------------|------------|-------|------------|-----------------------|------------------|
| Tradegate             | 2024/05/09 | 12:16 | 13.05 EUR  | 0.00                  | 5                |
| Stuttgart             | 2024/05/09 | 12:26 | 13.065 EUR | 0.00                  | 5                |
| Nasdaq Helsinki       | 2024/05/08 | 17:29 | 13.11 EUR  | 24.19                 | 4,077            |
| Munich                | 2024/05/09 | 08:04 | 13.17 EUR  | 0.00                  | 1                |
| London Stock Exchange | 2024/      | 17:25 | 13.02 EUR  | 0.00                  | 2                |

|  |                |       |            |      |  |   |
|--|----------------|-------|------------|------|--|---|
| European Trade Reporting                   | 05/08          |       |            |      |  |   |
| Frankfurt                                  | 2024/<br>05/09 | 11:04 | 12.90 EUR  | 0.04 |  | 5 |
| FINRA other OTC Issues                     | 2024/<br>05/08 | 21:47 | 14.095 USD | 0.01 |  | 4 |
| Euronext Milan MTF Trading<br>After Hours  | 2024/<br>05/08 | 17:44 | 13.12 EUR  | 0.00 |  | 1 |
| Euronext Milan MTF Global<br>Equity Market | 2024/<br>05/08 | 17:44 | 13.12 EUR  | 0.00 |  | 3 |
| Duesseldorf                                | 2024/<br>05/09 | 08:10 | 13.055 EUR | 0.00 |  | 1 |
| Berlin                                     | 2024/<br>05/09 | 08:04 | 13.025 EUR | 0.00 |  | 1 |

## Company profile

### Company Logo



### Contact Details

FORTUM OYJ

--

CD Building, Keilaniementie 2-4 - 02150  
Espoo

Telefon: +358-10-4511

Fax: +358-10-452-4447

E-mail: -

### PDF Downloads

Company report: FORTUM  
CORPORATION



### Company Profile

Fortum Oyj engages in the generation, distribution, and sale of electricity and heat, as well as operation and maintenance of power plants. It operates through the following divisions: Generation, Consumer Solutions, and Other Operations. The Generation segment refers to power production, physical optimization, and trading activities in the Nordic area. The Consumer Solutions segment comprises of electricity sales, as well as some consumer business related parts of the technology and new ventures development unit. The Other Production segment includes Circular Solutions business unit, Innovation and Venturing activities, enabling functions and corporate management. The company was founded on February 7, 1998 and is headquartered in Espoo, Finland.

### Members of Management Board

Markus Rauramo Chairman of Managing Board

Bernhard Peter Günther Member of Executive Committee

Eveliina Dahl Member of Executive Committee

Mikael Lemström Member of Executive Committee

Mikael Rönblad Member of Executive Committee

Nebahat Albayrak Member of Executive Committee

Nora Steiner-Forsberg Member of Executive Committee

Peter Strannegard Member of Executive Committee

Petra Lundström Member of Executive Committee

Simon-Erik Ollus Member of Executive Committee

Tiina Tuomela Member of Executive Committee

### Board of directors

Erkki Mikael Silvennoinen Chairman of Supervisory Board

Essimari Kairisto Member of Supervisory Board

Frank Johan Söderström Member of Supervisory Board

Jonas Mikael Gustavsson Member of Supervisory Board

Luisa Deplazes de Andrade Delgado Member of Supervisory Board

Maija Kaarina Strandberg Member of Supervisory Board

Marita Niemelä Member of Supervisory Board

Ralf Christian Member of Supervisory Board

Teppo Paavola Member of Supervisory Board

Vesa-Pekka Takala Member of Supervisory Board