

# SWISS MARKET INDEX

ISIN: **CH0009980894** WKN: -

## Overview

2024/07/31 17:31:39	
<b>Price</b>	<b>12,317.44</b> CHF
<b>Difference</b>	<span style="color: green;">▲</span> 0.29% (35.42)

General attributes	
ISIN	CH0009980894
Symbol	SMI
Country	Switzerland
Instruments in index	20
Type of index	Price Index
Security type	Index

Market data	
Open	12,320.21 CHF
High	12,352.11 CHF
Low	12,282.02 CHF
Close (prev. day)	12,282.02 CHF
Trading volume (m)	33,577,298
Volume (pcs)	3,710,109,327

### Top 5

Name	Price	+ - (%)	Trend
LONZA GROU...	587.40	+1.49	<span style="color: green;">▲</span>
GIVAUDAN S...	4,307.00	+1.48	<span style="color: green;">▲</span>
ABB LTD	48.78	+1.48	<span style="color: green;">▲</span>
PARTNERS G...	1,184.50	+1.11	<span style="color: green;">▲</span>
SONOVA HOL...	269.30	+1.05	<span style="color: green;">▲</span>

Intraday 1W 1M 6m 1Y 3Y

### Flop 5

Name	Price	+ - (%)	Trend
SIKA AG	266.80	-0.85	<span style="color: red;">▼</span>
SWISS RE A...	108.45	-0.55	<span style="color: red;">▼</span>
ZURICH INS...	483.20	-0.23	<span style="color: red;">▼</span>



Information about previous performance does not guarantee future performance.  
Source: FactSet

### Recent research

Date	Headline	Download
2024/07/12	Global Equity Ratings	<a href="#">Download</a>
2024/07/03	Global Strategy 3Q 2024	<a href="#">Download</a>
2024/06/21	Global Equity Ratings	<a href="#">Download</a>
2024/05/02	FX markets reflect uncertain interest rate outlook	<a href="#">Download</a>
2024/03/26	Global Strategy 2Q 2024	<a href="#">Download</a>

COMPAGNIE ... 134.00 -0.19 ↘

UBS GROUP 26.66 -0.15 ↘

Intraday 1W 1M 6m 1Y 3Y

**Futures and Options**

Related Futures 15

Related Options -

## Details

2024/07/31 17:31:39

Price

**12,317.44** CHF

Difference ▲ 0.29% (35.42)

### General attributes

ISIN CH0009980894

Symbol SMI

Country Switzerland

Security type Index

Instruments in index 20

### Market data

Open 12,320.21 CHF

High 12,352.11 CHF

Low 12,282.02 CHF

Close (prev. day) 12,282.02 CHF

Trading volume (m) 33,577,298

Volume (pcs) 3,710,109,327

### Performance and Risk

	6m	1Y	3Y
Perf (%)	+8.68%	+8.91%	+1.66%
Perf (abs.)	+984.06	+1,008.19	+200.62
Beta	-	-	-
Volatility	10.03	9.97	13.14

5Y






















Information about previous performance does not guarantee future performance.

Source: FactSet

### Price data

Ø price 5 days   Ø volume 5 days (pcs.)	12,232.28 CHF (21,286,987)
Ø price 30 days   Ø volume 30 days (pcs.)	12,154.98 CHF (18,636,958)
Ø price 100 days   Ø volume 100 days (pcs.)	11,836.90 CHF (21,496,598)
Ø price 250 days   Ø volume 250 days (pcs.)	11,341.89 CHF (20,567,337)
YTD High   date	12,434.03 CHF (2024/07/15)
YTD Low   date	11,064.90 CHF (2024/02/09)
52 Weeks High   date	12,434.03 CHF (2024/07/15)
52 Weeks Low   date	10,251.33 CHF (2023/10/23)

## Composition

Name  ISIN	Price	Diff %  Diff +/-	Performance 	Date Time	Turnover Pc.  Turnover Money 
ABB LTD CH0012221716	48.78	1.48% 0.71		24/07/31 17:31:39	3,837,575 186,055,403.36
ALCON AG CH0432492467	83.38	0.55% 0.46		24/07/31 17:31:39	1,302,713 108,490,744.10
COMPAGNIE FINANCIERE RICH... CH0210483332	134.00	-0.19% -0.25		24/07/31 17:31:39	1,353,818 181,867,302.50
GEBERIT AG CH0030170408	560.40	0.14% 0.80		24/07/31 17:31:39	109,470 61,312,473.30
GIVAUDAN SA CH0010645932	4,307.00	1.48% 63.00		24/07/31 17:31:39	28,908 123,606,429.50
HOLCIM LTD. CH0012214059	82.24	0.24% 0.20		24/07/31 17:31:39	2,006,453 164,653,833.44
KUEHNE & NAGEL INTERNATIO... CH0025238863	272.50	-0.04% -0.10		24/07/31 17:31:39	224,452 61,152,062.10
LOGITECH INTERNATIONAL SA CH0025751329	79.18	0.53% 0.42		24/07/31 17:31:39	1,095,835 86,761,701.41
LONZA GROUP AG CH0013841017	587.40	1.49% 8.60		24/07/31 17:31:39	376,532 219,548,071.70
NESTLÉ SA CH0038863350	89.14	0.52% 0.46		24/07/31 17:31:39	7,270,220 646,446,527.65
NOVARTIS AG CH0012005267	98.58	0.10% 0.10		24/07/31 17:31:39	4,680,632 460,949,316.97
PARTNERS GROUP HOLDING AG CH0024608827	1,184.50	1.11% 13.00		24/07/31 17:31:39	80,055 94,706,506.00
ROCHE HOLDINGS AG GENUSSC... CH0012032048	285.80	0.11% 0.30		24/07/31 17:31:39	1,830,268 522,067,534.25
SIKA AG CH0418792922	266.80	-0.85% -2.30		24/07/31 17:31:39	711,387 191,217,319.30
SONOVA HOLDING AG CH0012549785	269.30	1.05% 2.80		24/07/31 17:31:39	210,782 56,374,353.55
SWISS LIFE HOLDING AG CH0014852781	673.80	0.09% 0.60		24/07/31 17:31:39	71,699 48,287,693.40
SWISS RE AG CH0126881561	108.45	-0.55% -0.60		24/07/31 17:31:39	1,043,548 113,419,308.95
SWISSCOM AG CH0008742519	538.00	-0.09% -0.50		24/07/31 17:31:39	144,588 77,847,530.50
UBS GROUP CH0244767585	26.66	-0.15% -0.04		24/07/31 17:31:39	7,779,173 207,427,129.56
ZURICH INSURANCE GROUP AG CH0011075394	483.20	-0.23% -1.10		24/07/31 17:31:39	450,146 217,680,766.50