

SWISS MARKET INDEX

ISIN: **CH0009980894** WKN: -

Overview

2024/08/14 17:30:45	
Price	12,071.83 CHF
Difference	▲ 1.20% (143.69)

General attributes	
ISIN	CH0009980894
Symbol	SMI
Country	Switzerland
Instruments in index	20
Type of index	Price Index
Security type	Index

Market data	
Open	12,013.38 CHF
High	12,085.62 CHF
Low	11,975.96 CHF
Close (prev. day)	11,928.14 CHF
Trading volume (m)	18,291,981
Volume (pcs)	1,584,691,075

Top 5

Name	Price	+ - (%)	Trend
UBS GROUP	26.45	+5.29	▲
SONOVA	287.90	+1.80	▲
HOL...			
SWISS RE A...	106.10	+1.53	▲
ZURICH INS...	473.90	+1.43	▲
PARTNERS G...	1,160.50	+1.40	▲

Intraday 1W 1M 6m 1Y 3Y

Flop 5

Name	Price	+ - (%)	Trend
LOGITECH I...	76.14	-0.03	▼

Intraday 1W 1M 6m 1Y 3Y

Futures and Options

Related Futures 15



Information about previous performance does not guarantee future performance. Source: FactSet

Recent research

Date	Headline	Download
2024/08/12	Global Equity Ratings	Download
2024/07/12	Global Equity Ratings	Download
2024/07/03	Global Strategy 3Q 2024	Download
2024/06/21	Global Equity Ratings	Download
2024/05/02	FX markets reflect uncertain interest rate outlook	Download

Related Options

-

Details

2024/08/14 17:30:45

Price

12,071.83 CHF

Difference ▲ 1.20% (143.69)

General attributes

ISIN	CH0009980894
Symbol	SMI
Country	Switzerland
Security type	Index
Instruments in index	20

Market data

Open	12,013.38 CHF
High	12,085.62 CHF
Low	11,975.96 CHF
Close (prev. day)	11,928.14 CHF
Trading volume (m)	18,291,981
Volume (pcs)	1,584,691,075

Performance and Risk

	6m	1Y	3Y
Perf (%)	+7.65%	+8.66%	-3.15%
Perf (abs.)	+858.19	+961.72	-392.61
Beta	-	-	-
Volatility	12.76	11.30	13.52




























5Y

Information about previous performance does not guarantee future performance.
Source: FactSet

Price data

Ø price 5 days Ø volume 5 days (pcs.)	11,913.41 CHF (14,711,026)
Ø price 30 days Ø volume 30 days (pcs.)	12,084.33 CHF (18,229,032)
Ø price 100 days Ø volume 100 days (pcs.)	11,849.71 CHF (20,612,834)
Ø price 250 days Ø volume 250 days (pcs.)	11,368.59 CHF (20,731,768)
YTD High date	12,434.03 CHF (2024/07/15)
YTD Low date	11,064.90 CHF (2024/02/09)
52 Weeks High date	12,434.03 CHF (2024/07/15)
52 Weeks Low date	10,251.33 CHF (2023/10/23)

Composition

Name  ISIN	Price	Diff %  Diff +/-	Performance 	Date Time	Turnover Pc.  Turnover Money 
ABB LTD CH0012221716	46.47	1.07% 0.49		24/08/14 17:30:45	2,037,570 94,685,324.19
ALCON AG CH0432492467	80.64	0.90% 0.72		24/08/14 17:30:45	399,469 32,223,518.22
COMPAGNIE FINANCIERE RICH... CH0210483332	129.70	0.93% 1.20		24/08/14 17:30:45	806,812 104,785,485.93
GEBERIT AG CH0030170408	528.20	0.99% 5.20		24/08/14 17:30:45	74,971 39,546,773.70
GIVAUDAN SA CH0010645932	4,160.00	0.92% 38.00		24/08/14 17:30:45	12,327 51,122,786.50
HOLCIM LTD. CH0012214059	76.86	0.97% 0.74		24/08/14 17:30:45	699,355 53,767,408.71
KUEHNE & NAGEL INTERNATIO... CH0025238863	256.90	1.38% 3.50		24/08/14 17:30:45	126,169 32,369,596.55
LOGITECH INTERNATIONAL SA CH0025751329	76.14	-0.03% -0.02		24/08/14 17:30:45	361,416 27,551,028.34
LONZA GROUP AG CH0013841017	550.40	0.07% 0.40		24/08/14 17:30:45	230,384 126,755,464.91
NESTLÉ SA CH0038863350	89.30	0.70% 0.62		24/08/14 17:30:45	2,410,325 214,633,215.10
NOVARTIS AG CH0012005267	98.28	1.14% 1.11		24/08/14 17:30:45	2,219,973 217,334,061.46
PARTNERS GROUP HOLDING AG CH0024608827	1,160.50	1.40% 16.00		24/08/14 17:30:45	35,420 41,032,586.75
ROCHE HOLDINGS AG GENUSSC... CH0012032048	281.00	0.57% 1.60		24/08/14 17:30:45	941,603 263,294,436.25
SIKA AG CH0418792922	251.50	1.17% 2.90		24/08/14 17:30:45	219,207 55,137,519.55
SONOVA HOLDING AG CH0012549785	287.90	1.80% 5.10		24/08/14 17:30:45	96,177 27,631,038.65
SWISS LIFE HOLDING AG CH0014852781	662.60	1.07% 7.00		24/08/14 17:30:45	36,177 23,907,565.20
SWISS RE AG CH0126881561	106.10	1.53% 1.60		24/08/14 17:30:45	575,052 60,840,321.70
SWISSCOM AG CH0008742519	532.50	1.14% 6.00		24/08/14 17:30:45	61,397 32,585,978.00
UBS GROUP CH0244767585	26.45	5.29% 1.33		24/08/14 17:30:45	8,777,325 230,232,121.40
ZURICH INSURANCE GROUP AG CH0011075394	473.90	1.43% 6.70		24/08/14 17:30:45	218,422 103,103,888.70