

SWISS MARKET INDEX

ISIN: CH0009980894 WKN: -

Overview

2024/05/07 17:31:29	
Price	11,512.97 CHF
Difference	▲ 1.64% (185.31)

General attributes	
ISIN	CH0009980894
Symbol	SMI
Country	Switzerland
Instruments in index	20
Type of index	Price Index
Security type	Index

Market data	
Open	11,352.58 CHF
High	11,526.26 CHF
Low	11,351.17 CHF
Close (prev. day)	11,327.66 CHF
Trading volume (m)	28,700,697
Volume (pcs)	2,088,352,080

Top 5

Name	Price	+ - (%)	Trend
UBS GROUP	26.79	+7.59	▲
GEBERIT AG	539.20	+4.66	▲
GIVAUDAN S...	4,072.00	+2.08	▲
NOVARTIS A...	89.78	+1.91	▲
PARTNERS G...	1,237.50	+1.77	▲

Intraday 1W 1M 6m 1Y 3Y

Flop 5

Name	Price	+ - (%)	Trend
HOLCIM LTD...	79.28	+0.10	↔
SWISSCOM A...	495.80	+0.20	↔
KUEHNE & N...	247.90	+0.28	↔
LONZA GROU...	520.20	+0.35	↔
ABB LTD	45.73	+0.57	↔



Information about previous performance does not guarantee future performance.
Source: FactSet

Recent research

Date	Headline	Download
2024/05/02	FX markets reflect uncertain interest rate outlook	Download
2024/03/26	Global Strategy 2Q 2024	Download
2024/02/22	Global Equity Ratings	Download
2024/02/14	Global Equity Ratings	Download
2024/01/23	Minor movements in the euro expected	Download

Intraday	1W	1M	6m	1Y	3Y
----------	----	----	----	----	----

Futures and Options

Related Futures	15
-----------------	----

Related Options	-
-----------------	---

Details

2024/05/07 17:31:29

Price

11,512.97 CHF

Difference ▲ 1.64% (185.31)

General attributes

ISIN CH0009980894

Symbol SMI

Country Switzerland

Security type Index

Instruments in index 20

Market data

Open 11,352.58 CHF

High 11,526.26 CHF

Low 11,351.17 CHF

Close (prev. day) 11,327.66 CHF

Trading volume (m) 28,700,697

Volume (pcs) 2,088,352,080

Performance and Risk

	6m	1Y	3Y
Perf (%)	+8.91%	-0.36%	+3.04%
Perf (abs.)	+941.94	-41.27	+339.40
Beta	-	-	-
Volatility	9.54	10.29	13.11



5Y

























Information about previous performance does not guarantee future performance.

Source: FactSet

Price data

Ø price 5 days Ø volume 5 days (pcs.)	11,316.82 CHF (21,613,434)
Ø price 30 days Ø volume 30 days (pcs.)	11,441.28 CHF (21,196,337)
Ø price 100 days Ø volume 100 days (pcs.)	11,360.17 CHF (21,397,010)
Ø price 250 days Ø volume 250 days (pcs.)	11,151.62 CHF (22,522,097)
YTD High date	11,799.91 CHF (2024/03/13)
YTD Low date	11,064.90 CHF (2024/02/09)
52 Weeks High date	11,799.91 CHF (2024/03/13)
52 Weeks Low date	10,251.33 CHF (2023/10/23)

Composition

Name  ISIN	Price	Diff %  Diff +/-	Performance 	Date Time	Turnover Pc.  Turnover Money 
ABB LTD CH0012221716	45.73	0.57% 0.26		24/05/07 17:31:29	3,190,365 145,221,251.46
ALCON AG CH0432492467	73.32	1.13% 0.82		24/05/07 17:31:29	794,348 57,976,587.89
COMPAGNIE FINANCIERE RICH... CH0210483332	132.85	0.68% 0.90		24/05/07 17:31:29	661,423 87,610,953.18
GEBERIT AG CH0030170408	539.20	4.66% 24.00		24/05/07 17:31:29	223,022 120,677,341.00
GIVAUDAN SA CH0010645932	4,072.00	2.08% 83.00		24/05/07 17:31:29	19,745 79,886,429.00
HOLCIM LTD. CH0012214059	79.28	0.10% 0.08		24/05/07 17:31:29	1,145,877 90,713,010.56
KUEHNE & NAGEL INTERNATIO... CH0025238863	247.90	0.28% 0.70		24/05/07 17:31:29	203,962 50,795,783.85
LOGITECH INTERNATIONAL SA CH0025751329	76.38	1.01% 0.76		24/05/07 17:31:29	487,169 37,147,439.26
LONZA GROUP AG CH0013841017	520.20	0.35% 1.80		24/05/07 17:31:29	114,681 59,657,556.80
NESTLÉ SA CH0038863350	92.16	0.88% 0.80		24/05/07 17:31:29	3,200,723 293,910,220.43
NOVARTIS AG CH0012005267	89.78	1.91% 1.68		24/05/07 17:31:29	2,433,049 217,625,099.54
PARTNERS GROUP HOLDING AG CH0024608827	1,237.50	1.77% 21.50		24/05/07 17:31:29	46,991 57,814,243.25
ROCHE HOLDINGS AG GENUSSC... CH0012032048	221.30	1.28% 2.80		24/05/07 17:31:29	1,166,269 256,669,481.05
SIKA AG CH0418792922	274.00	1.56% 4.20		24/05/07 17:31:29	257,456 70,382,072.15
SONOVA HOLDING AG CH0012549785	267.10	1.64% 4.30		24/05/07 17:31:29	103,128 27,470,124.15
SWISS LIFE HOLDING AG CH0014852781	639.40	1.11% 7.00		24/05/07 17:31:29	75,603 48,320,809.90
SWISS RE AG CH0126881561	102.50	0.94% 0.95		24/05/07 17:31:29	653,586 66,816,572.75
SWISSCOM AG CH0008742519	495.80	0.20% 1.00		24/05/07 17:31:29	79,743 39,550,999.00
UBS GROUP CH0244767585	26.79	7.59% 1.89		24/05/07 17:31:29	17,733,535 476,564,206.08
ZURICH INSURANCE GROUP AG CH0011075394	451.60	1.26% 5.60		24/05/07 17:31:29	247,349 111,484,594.15