

# SWISS MARKET INDEX

ISIN: CH0009980894 WKN: -

## Overview

2023/12/08 17:30:41	
Price	<b>11,071.77</b> CHF
Difference	<span style="color: green;">▲</span> 0.95% (103.67)

General attributes	
ISIN	CH0009980894
Symbol	SMI
Country	Switzerland
Instruments in index	20
Type of index	Price Index
Security type	Index

Market data	
Open	10,973.76 CHF
High	11,089.73 CHF
Low	10,961.52 CHF
Close (prev. day)	10,968.10 CHF
Trading volume (m)	19,125,220
Volume (pcs)	1,685,706,246

Top 5			
Name	Price	+ - (%)	Trend
COMPAGNIE ...	115.75	+2.57	<span style="color: green;">▲</span>
LOGITECH I...	78.18	+2.12	<span style="color: green;">▲</span>
UBS GROUP	25.01	+1.79	<span style="color: green;">▲</span>
ROCHE HOLD...	253.30	+1.54	<span style="color: green;">▲</span>
SWISS LIFE...	571.80	+1.38	<span style="color: green;">▲</span>
Intraday   1W   1M   6m   1Y   3Y			

Flop 5			
Name	Price	+ - (%)	Trend
SWISSCOM A...	508.60	-0.16	<span style="color: red;">▼</span>
Intraday   1W   1M   6m   1Y   3Y			

Futures and Options	
Related Futures	15
Related Options	-



Information about previous performance does not guarantee future performance.  
Source: FactSet

### Recent research

on market		
Date	Headline	Download
2023/11/24	Global Equity Ratings	
2023/10/27	Global Equity Ratings	
2023/09/29	Global Equity Ratings	
2023/09/29	Global Strategy 4Q 2023	
2023/09/07	Euro with upside potential	

## Details

2023/12/08 17:30:41

Price

**11,071.77** CHF

Difference ▲ 0.95% (103.67)

### General attributes

ISIN	CH0009980894
Symbol	SMI
Country	Switzerland
Security type	Index
Instruments in index	20

### Market data

Open	10,973.76 CHF
High	11,089.73 CHF
Low	10,961.52 CHF
Close (prev. day)	10,968.10 CHF
Trading volume (m)	19,125,220
Volume (pcs)	1,685,706,246

### Performance and Risk

	6m	1Y	3Y
Perf (%)	-2.10%	+0.61%	+6.52%
Perf (abs.)	-237.13	+67.24	+677.67
Beta	-	-	-
Volatility	10.40	11.66	13.31

5Y




























Information about previous performance does not guarantee future performance.  
Source: FactSet

### Price data

Ø price 5 days   Ø volume 5 days (pcs.)	10,974.35 CHF (23,756,913)
Ø price 30 days   Ø volume 30 days (pcs.)	10,718.75 CHF (20,828,762)
Ø price 100 days   Ø volume 100 days (pcs.)	10,887.99 CHF (19,927,583)
Ø price 250 days   Ø volume 250 days (pcs.)	11,063.62 CHF (37,387,406)
YTD High   date	11,616.37 CHF (2023/05/15)
YTD Low   date	10,251.33 CHF (2023/10/23)
52 Weeks High   date	11,616.37 CHF (2023/05/15)
52 Weeks Low   date	10,251.33 CHF (2023/10/23)

## Composition

Name  ISIN	Price	Diff %  Diff +/-	Performance 	Date Time	Turnover Pc.  Turnover Money 
ABB LTD CH0012221716	35.97	1.32% 0.47		23/12/08 17:30:41	2,790,423 100,142,436.58
ALCON AG CH0432492467	63.10	0.13% 0.08		23/12/08 17:30:41	666,666 42,091,151.62
COMPAGNIE FINANCIERE RICH... CH0210483332	115.75	2.57% 2.90		23/12/08 17:30:41	1,547,935 178,537,258.57
GEBERIT AG CH0030170408	507.20	0.40% 2.00		23/12/08 17:30:41	95,269 48,249,475.10
GIVAUDAN SA CH0010645932	3,392.00	0.59% 20.00		23/12/08 17:30:41	15,401 52,011,981.00
HOLCIM LTD. CH0012214059	65.42	0.68% 0.44		23/12/08 17:30:41	1,347,159 87,959,190.96
KUEHNE & NAGEL INTERNATIO... CH0025238863	262.00	0.77% 2.00		23/12/08 17:30:41	113,264 29,684,863.55
LOGITECH INTERNATIONAL SA CH0025751329	78.18	2.12% 1.62		23/12/08 17:30:41	748,711 58,198,916.49
LONZA GROUP AG CH0013841017	329.20	0.21% 0.70		23/12/08 17:30:41	246,361 81,002,541.11
NESTLÉ SA CH0038863350	99.38	0.72% 0.71		23/12/08 17:30:41	2,367,182 234,612,098.28
NOVARTIS AG CH0012005267	84.72	0.56% 0.47		23/12/08 17:30:41	3,320,407 280,357,761.19
PARTNERS GROUP HOLDING AG CH0024608827	1,172.50	0.95% 11.00		23/12/08 17:30:41	35,466 41,509,401.50
ROCHE HOLDINGS AG GENUSSC... CH0012032048	253.30	1.54% 3.85		23/12/08 17:30:41	1,004,695 253,892,264.80
SIKA AG CH0418792922	245.70	0.12% 0.30		23/12/08 17:30:41	220,558 54,228,443.30
SONOVA HOLDING AG CH0012549785	257.00	0.98% 2.50		23/12/08 17:30:41	139,641 35,839,988.75
SWISS LIFE HOLDING AG CH0014852781	571.80	1.38% 7.80		23/12/08 17:30:41	71,345 40,640,978.70
SWISS RE AG CH0126881561	98.88	0.22% 0.22		23/12/08 17:30:41	889,810 87,833,877.51
SWISSCOM AG CH0008742519	508.60	-0.16% -0.80		23/12/08 17:30:41	55,974 28,458,308.30
UBS GROUP CH0244767585	25.01	1.79% 0.44		23/12/08 17:30:41	6,346,183 158,164,027.82
ZURICH INSURANCE GROUP AG CH0011075394	450.60	0.09% 0.40		23/12/08 17:30:41	322,857 145,092,977.90