

# SWISS MARKET INDEX

ISIN: **CH0009980894** WKN: -

## Overview

2023/05/26 17:31:27

Price

**11,434.24** CHF

Difference ▲ 0.96% (108.98)

### General attributes

ISIN CH0009980894

Symbol SMI

Country Switzerland

Instruments in index 20

Type of index Price Index

Security type Index

### Market data

Open 11,352.31 CHF

High 11,464.34 CHF

Low 11,313.88 CHF

Close (prev. day) 11,325.26 CHF

Trading volume (m) 34,652,759

Volume (pcs) 1,597,412,057

### Top 5

Name	Price	+ - (%)	Trend
LOGITECH I...	59.78	+2.47	<span style="color: green;">▲</span>
COMPAGNIE ...	149.70	+2.08	<span style="color: green;">▲</span>
SIKA AG	251.50	+1.82	<span style="color: green;">▲</span>
ABB LTD	33.70	+1.57	<span style="color: green;">▲</span>
UBS GROUP	17.915	+1.39	<span style="color: green;">▲</span>

Intraday 1W 1M 6m 1Y 3Y

### Flop 5

Name	Price	+ - (%)	Trend
PARTNERS G...	824.40	-1.95	<span style="color: red;">▼</span>
SWISSCOM A...	573.40	-0.38	<span style="color: gray;">↔</span>

Intraday 1W 1M 6m 1Y 3Y

### Futures and Options

Related Futures 15

Related Options -

5Y



Information about previous performance does not guarantee future performance.  
Source: FactSet

### Recent research

on market			
Date		Headline	Download
2023/05/24		Global Equity Ratings	<a href="#">Download</a>
2023/05/03		Global Equity Ratings	<a href="#">Download</a>
2023/04/25		Global Equity Ratings	<a href="#">Download</a>
2023/04/12		Global Strategy 2Q 2023	<a href="#">Download</a>
2023/03/28		Global Equity Ratings	<a href="#">Download</a>

## Details

2023/05/26 17:31:27

Price

**11,434.24** CHF

Difference ▲ 0.96% (108.98)

### General attributes

ISIN CH0009980894

Symbol SMI

Country Switzerland

Security type Index

Instruments in index 20

### Market data

Open 11,352.31 CHF

High 11,464.34 CHF

Low 11,313.88 CHF

Close (prev. day) 11,325.26 CHF

Trading volume (m) 34,652,759

Volume (pcs) 1,597,412,057

### Performance and Risk

	6m	1Y	3Y
Perf (%)	+2.38%	-0.50%	+16.31%
Perf (abs.)	+266.21	-57.56	+1,603.41
Beta	-	-	-
Volatility	12.64	14.22	14.24

















5Y

Information about previous performance does not guarantee future performance.  
Source: FactSet

### Price data

Ø price 5 days   Ø volume 5 days (pcs.)	11,436.15 CHF (27,486,163)
Ø price 30 days   Ø volume 30 days (pcs.)	11,451.28 CHF (33,170,768)
Ø price 100 days   Ø volume 100 days (pcs.)	11,218.60 CHF (56,802,943)
Ø price 250 days   Ø volume 250 days (pcs.)	11,000.77 CHF (46,722,204)
YTD High   date	11,616.37 CHF (2023/05/15)
YTD Low   date	10,395.33 CHF (2023/03/20)
52 Weeks High   date	11,751.16 CHF (2022/05/30)
52 Weeks Low   date	10,010.78 CHF (2022/10/13)

## Composition

Name  ISIN	Price	Diff %  Diff +/-	Performance 	Date Time	Turnover Pc.  Turnover Money 
ABB LTD CH0012221716	33.70	1.57% 0.52		23/05/26 17:31:27	2,706,251 90,789,600.75
ALCON AG CH0432492467	71.68	1.13% 0.80		23/05/26 17:31:27	803,697 57,404,014.06
COMPAGNIE FINANCIERE RICH... CH0210483332	149.70	2.08% 3.05		23/05/26 17:31:27	933,570 139,568,937.80
CREDIT SUISSE GROUP AG CH0012138530	0.792	0.97% 0.01		23/05/26 17:31:27	17,672,653 13,802,017.25
GEBERIT AG CH0030170408	491.30	1.19% 5.80		23/05/26 17:31:27	75,261 36,837,906.25
GIVAUDAN SA CH0010645932	3,051.00	1.33% 40.00		23/05/26 17:31:27	14,734 44,868,829.00
HOLCIM LTD. CH0012214059	56.50	0.36% 0.20		23/05/26 17:31:27	866,862 48,875,661.18
LOGITECH INTERNATIONAL SA CH0025751329	59.78	2.47% 1.44		23/05/26 17:31:27	751,614 44,823,254.80
LONZA GROUP AG CH0013841017	572.00	1.24% 7.00		23/05/26 17:31:27	96,367 55,070,815.70
NESTLÉ SA CH0038863350	112.06	0.68% 0.76		23/05/26 17:31:27	2,063,606 230,713,982.99
NOVARTIS AG CH0012005267	88.91	0.41% 0.36		23/05/26 17:31:27	3,519,471 312,637,438.44
PARTNERS GROUP HOLDING AG CH0024608827	824.40	-1.95% -16.40		23/05/26 17:31:27	64,385 52,573,423.20
ROCHE HOLDINGS AG GENUSSC... CH0012032048	290.70	1.11% 3.20		23/05/26 17:31:27	1,527,462 442,566,422.45
SIKA AG CH0418792922	251.50	1.82% 4.50		23/05/26 17:31:27	187,044 46,832,373.90
SONOVA HOLDING AG CH0012549785	238.70	0.21% 0.50		23/05/26 17:31:27	140,035 33,289,499.90
SWISS LIFE HOLDING AG CH0014852781	532.20	1.29% 6.80		23/05/26 17:31:27	132,218 69,943,806.76
SWISS RE AG CH0126881561	91.34	1.35% 1.22		23/05/26 17:31:27	606,678 55,176,201.76
SWISSCOM AG CH0008742519	573.40	-0.38% -2.20		23/05/26 17:31:27	152,350 87,349,543.94
UBS GROUP CH0244767585	17.915	1.39% 0.25		23/05/26 17:31:27	5,993,723 106,088,707.86
ZURICH INSURANCE GROUP AG CH0011075394	425.60	1.00% 4.20		23/05/26 17:31:27	243,877 103,499,720.75